



## Summary

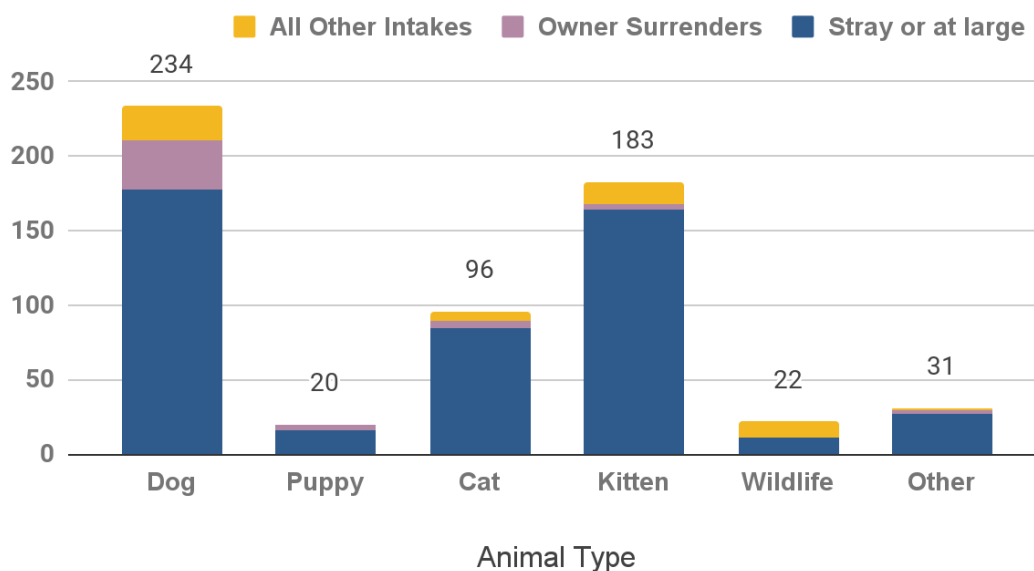
MCAS began an adoption special with 50% reduced adoption fees on April 24, which continued through June.

## Animal Intake

MCAS accepted stray dogs, sick or injured adult cats and kittens from the public. Officers also picked up stray or lost animals. Owner-surrendered animals were accepted on a case by case basis, depending on urgent circumstances. Other intakes commonly represent animals placed into protective custody by Animal Services officers.

Intake Type	Dog	Puppy	Cat	Kitten	Wildlife	Other	Total
Stray or at large	177	16	84	164	11	27	<b>479</b>
Owner Surrenders	34	3	6	4	0	2	<b>49</b>
All Other Intakes	23	1	6	15	11	2	<b>58</b>
<b>Total Live Intake</b>	<b>234</b>	<b>20</b>	<b>96</b>	<b>183</b>	<b>22</b>	<b>31</b>	<b>586</b>

Animal Intake by Type and Circumstance



## Veterinary Care Provided

Animal Health and Animal Care staff provided a wide range of veterinary services to animals in care.

To keep animals healthy, Animal Health staff administered 643 vaccinations, including rabies, [DA2PP](#) and Bordetella for dogs and puppies, and [FVRCP](#) for cats and kittens.



They provided 989 health exams and consultations, including routine exams, wound checks, pre-surgery checkups, behavior assessments, and reviewing test results or diagnoses with foster volunteers. Due to veterinary staff availability, spay and neuter surgeries for shelter animals were limited, and many adopters were issued vouchers to complete surgeries and rabies vaccination at contracted veterinary clinics, including Oregon Humane Society.



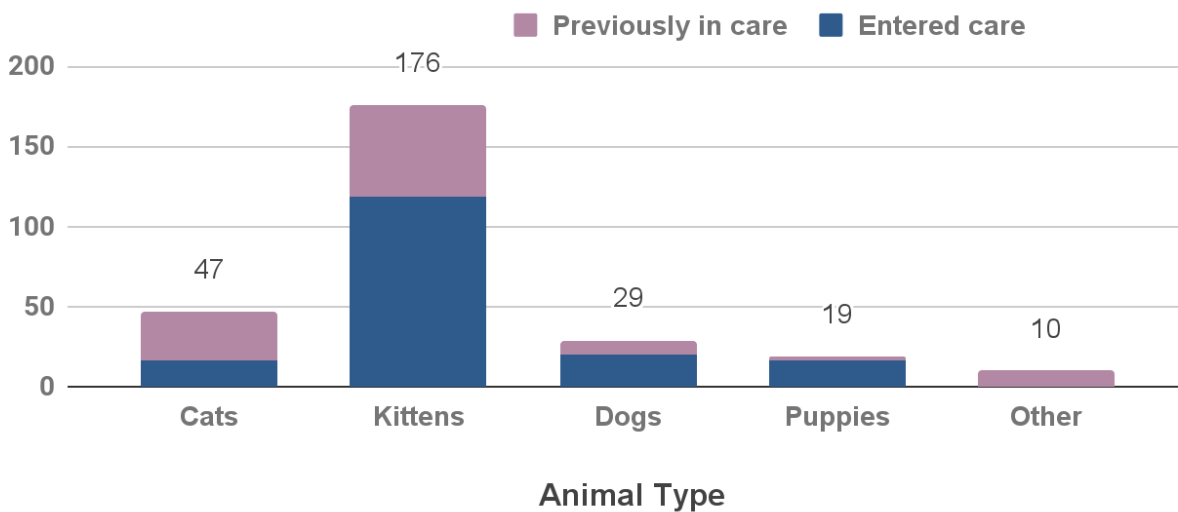
Veterinary Service	Cats	Kittens	Dogs	Puppies	Other	Total
Health Exams & Consults	243	345	314	44	43	989
Spay & Neuter Surgeries	19	54	10	0	5	88
Medications Administered	672	626	1,915	66	15	3,294
Tests & Diagnostics	0	5	0	0	0	5
Vaccinations	113	156	324	38	12	643
Other Vet Treatments	111	487	354	57	18	1,027
<b>Total Services</b>	<b>1,158</b>	<b>1,673</b>	<b>2,917</b>	<b>205</b>	<b>93</b>	<b>6,046</b>

## Fostered Animals

The majority of animals in foster care were kittens, cats, dogs, and puppies. Many animals entered and left foster care over the course of the month, so the total number does not represent the maximum number of animals in care at one time.

Animal type	Entered care	Previously in care	Total in foster care	Returned from care
Cats	17	30	47	15
Kittens	119	57	176	74
Dogs	20	9	29	19
Puppies	17	2	19	7
Other	0	10	10	1
<b>Total</b>	<b>173</b>	<b>108</b>	<b>281</b>	<b>116</b>

**Animals in Foster Care**



## Animal Outcomes

Live Release Rate (Live Outcomes / Total Outcomes)								
	Heading	Dog	Puppy	Cat	Kitten	Wildlife	Other	Total
	Live Release Rate	90.1%	90.9%	86.4%	84.3%	45.5%	100.0%	86.3%

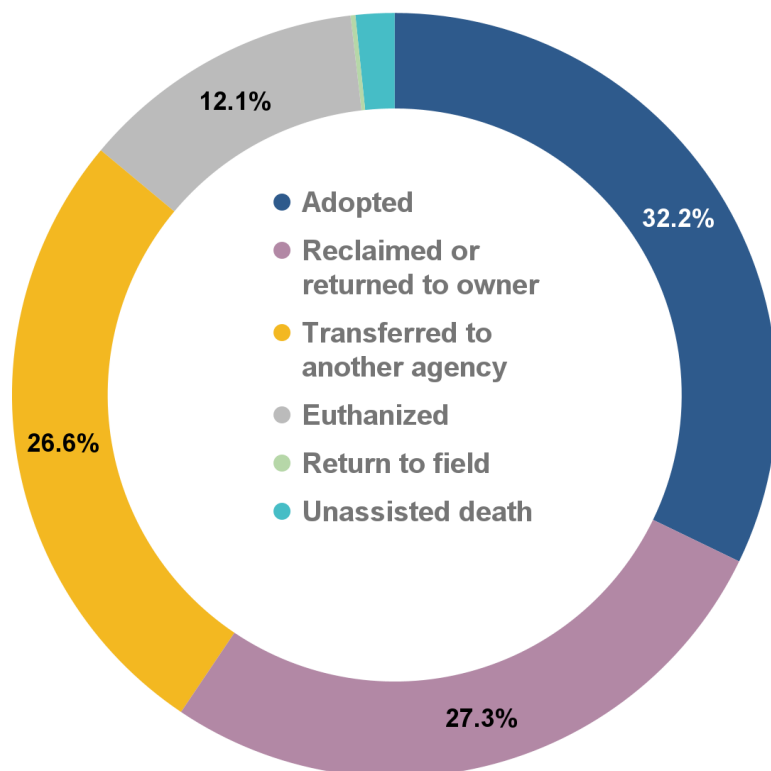
157 or 32.2% of animals were adopted. MCAS began a 50% reduced fee adoption special on April 24 which continued through June.

133 or 27.3% of animals were reclaimed by their owners. The majority of animals represented in these outcomes were dogs with a license and/or microchip for owner-contact.

130 or 26.6% of animals were transferred to another agency.

59 or 12.1% of animals were humanely euthanized, including cases of injured wildlife, injured or severely sick cats and kittens, and other domestic animals at the recommendation of a veterinarian, or for behavioral issues which would make an animal unsafe to place back into the community. [Cat intake is officially limited to cases where the cat is sick or injured, or in immediate danger due to cruelty, neglect, and similar circumstances](#), and kittens over six weeks old. There is decreased intake volume for cats, and an increased percentage of veterinary-recommended euthanasia for adult cats due to these intake conditions.

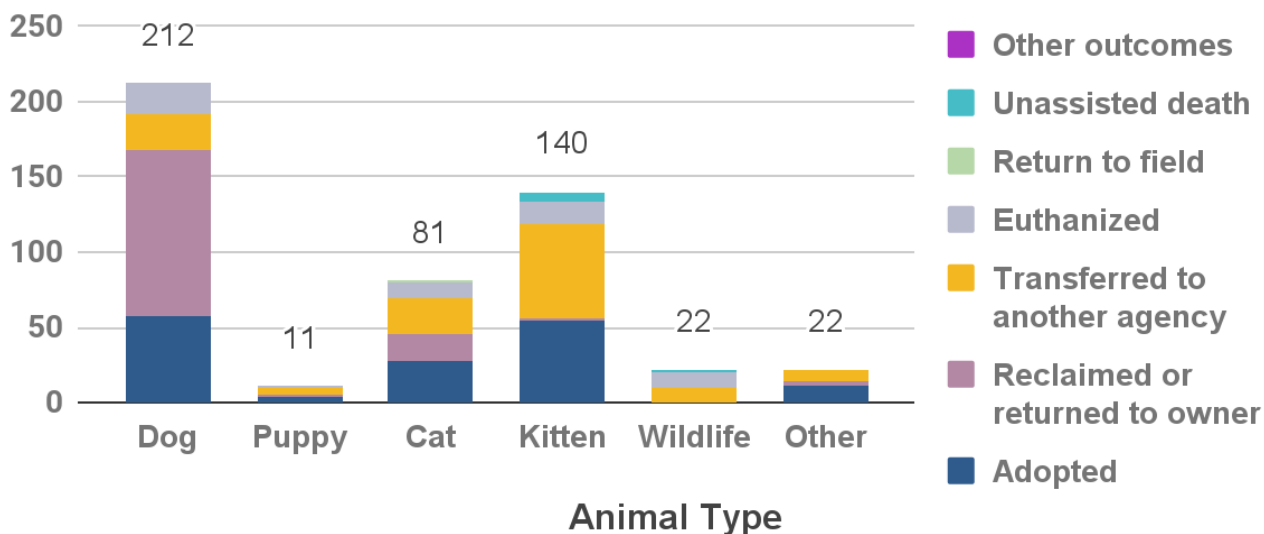
1 cat, or 0.2% of animals were returned to field at the location where they were found. 8 animals or 1.6% of animals died in care, representing 7 kittens and 1 instance of wildlife.



## Animal Outcomes (continued)

Outcome Type	Dog	Puppy	Cat	Kitten	Wildlife	Other	Total
Adopted	58	4	28	55	0	12	<b>157</b>
Reclaimed/returned to owner	110	2	18	1	0	2	<b>133</b>
Transferred to another agency	23	4	23	62	10	8	<b>130</b>
Euthanized	21	1	11	15	11	0	<b>59</b>
Return to field	0	0	1	0	0	0	<b>1</b>
Unassisted death	0	0	0	7	1	0	<b>8</b>
Other outcomes	0	0	0	0	0	0	<b>0</b>
<b>Total</b>	<b>212</b>	<b>11</b>	<b>81</b>	<b>140</b>	<b>22</b>	<b>22</b>	<b>488</b>

**Animal Outcomes by Type and Circumstance**



## Transfers

MCAS transferred 26.6% of shelter animals to other shelters and rescues for adoption placement.  
***Thank you to our community partners for your lifesaving work.***

- Oregon Humane Society
- Cat Adoption Team
- Portland Audubon
- Stumptown Strays
- Theresa's Country Feed and Pet Supply
- Salem Dogs Rescue
- Pacific Pug Rescue
- Humane Society Of Southwest Washington
- Willamette Valley Ferret Shelter
- Pawsitively Saved Rescue
- Hiss & Hers Herp Hobbies
- Furfriends Animal Rescue Inc
- Cat Alliance Team Sanctuary
- Born Again Pit Bull Rescue

## Volunteers

Volunteer support increased for cats & kittens. Foster hours also increased for kitten season, puppies, and increasing support for large-breed dogs.

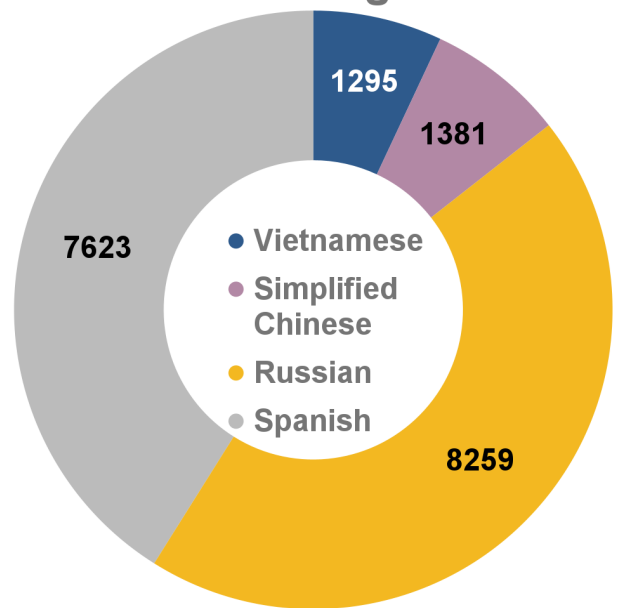
Volunteer Roles	Hours
Foster <i>(all animals)</i>	4,980
Cleaning & Laundry	426
Dogs	347
Cats & Kittens	92
Adoption Info Desk	108
Transport	9
Other <i>(Office, info desk, reserve officer, rabbit enrichment, grooming)</i>	24
<b>Total</b>	<b>5,984</b>

## Online Resources

Many services provided by MCAS are accessible online, at multcopets.org. Members of the public can search for adoptable or lost / found pets, license their pets, and learn about other resources and news. MCAS website pages are translated into four languages.

	Page Views
Adoptable Pets	98,325
Lost & Found Pets	47,759
Home Page Visits	36,453
Licensing Resources	13,732
News & Updates	12,733
Low-Cost Services	4,153
Kitten Resources	454
Field Services	4,742
Volunteering	2,014
Other Pages	31,319
<b>Total</b>	<b>251,684</b>

**Translated Page Visits**



## Field Services

Field Services officers responded to 757 urgent needs of community members and their pets, investigated cases of potential cruelty or neglect, loose-aggressive animals, bites, and picked up stray, injured, abandoned, potentially dangerous, or deceased animals. Officers also responded to non-urgent calls such as barking dogs, animal trespass, and other community issues.

Dispatch Category	Count	Percentage
Deceased Animal Pickup	81	11%
Stray Animal	75	10%
Suspected Cruelty / Neglect	118	16%
Loose aggressive animal ( <i>Animals actively charging, attacking, or chasing people or animals</i> )	77	10%
Bite Investigation	105	14%
Loose animal	36	5%
Injured Animal	32	4%
Abandoned Animal	21	3%
Animal Placed in Protective Custody	43	6%
Wildlife	82	11%
Other	87	11%
<b>Total</b>	<b>757</b>	<b>100%</b>

## Pet Licensing

MCAS issued 2,184 total new or renewed licenses.

Type	Cats	Dogs	Total
<b>Licenses Issued</b>	697	1,487	<b>2,184</b>