



Summary

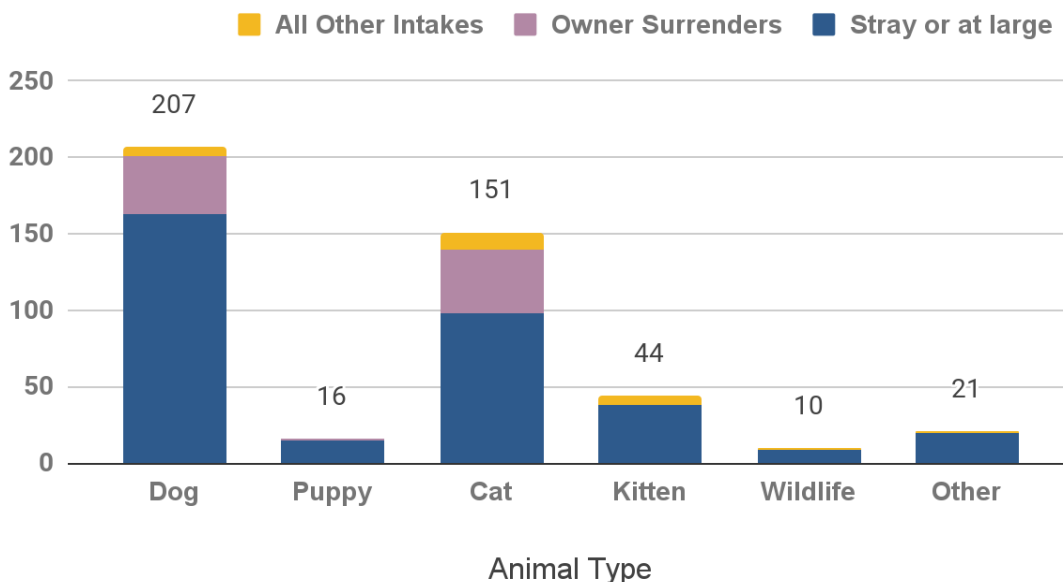
During March 2023, MCAS was open for adoptions with the support of volunteers. MCAS waived adoption fees from 3/13/23 to 3/23/23 before resuming standard fees. Volunteer support increased for foster care to support neonatal kittens and large-breed dogs, and to support shelter enrichment and cleaning.

Animal Intake

MCAS accepted stray dogs, sick or injured adult cats and kittens from the public. Officers also picked up stray or lost animals. Owner-surrendered animals were accepted on a case by case basis, depending on urgent circumstances. Other intakes commonly represent animals placed into protective custody by Animal Services officers.

Intake Type	Dog	Puppy	Cat	Kitten	Wildlife	Other	Total
Stray or at large	163	15	98	38	9	19	342
Owner Surrenders	38	1	42	0	0	0	81
All Other Intakes	6	0	11	6	1	2	26
Total Live Intake	207	16	151	44	10	21	449

Animal Intake by Type and Circumstance



Veterinary Care Provided

Animal Health and Animal Care staff provided a wide range of veterinary services to animals in care.

To keep animals healthy, Animal Health staff, and partner veterinarians in the community administered 598 vaccinations, including rabies, [DA2PP](#) and Bordetella for dogs and puppies, and [FVRCP](#) for cats and kittens.



They provided 956 health exams and consultations, including routine exams, wound checks, pre-surgery checkups, behavior assessments, and reviewing test results or diagnoses with foster volunteers. Due to veterinary staff availability, spay and neuter

surgeries for shelter animals were limited, and many adopters were issued vouchers to complete surgeries and rabies vaccination at contracted veterinary clinics.



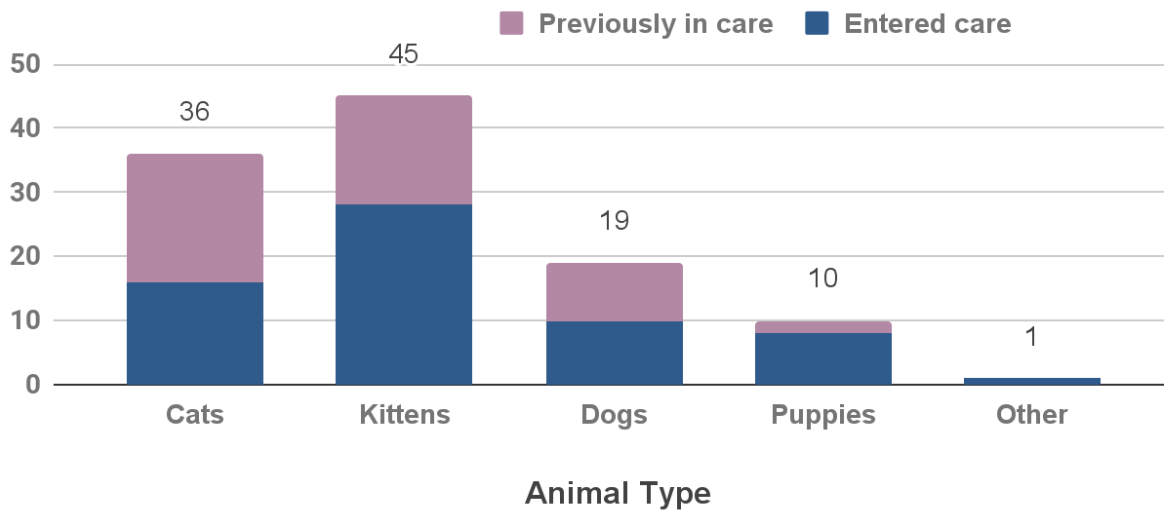
Veterinary Service	Cats	Kittens	Dogs	Puppies	Other	Total
Health Exams & Consults	389	116	392	22	37	956
Spay & Neuter Surgeries	37	19	8	1	8	73
Medications Administered	1,723	214	1,772	59	32	3,800
Tests & Diagnostics	9	2	1	0	0	12
Vaccinations	167	63	313	46	9	598
Other Vet Treatments	168	134	358	57	19	736
Total Services	2,493	548	2,844	185	105	6,175

Fostered Animals

The majority of animals in foster care were kittens, cats, dogs, and puppies. Many animals entered and left foster care over the course of the month, so the total number does not represent the maximum number of animals in care at one time.

Animal type	Entered care	Previously in care	Total in foster care	Returned from care
Cats	16	20	36	13
Kittens	28	17	45	22
Dogs	10	9	19	13
Puppies	8	2	10	10
Other	1	0	1	1
Total	63	48	111	59

Animals in Foster Care



Animal Outcomes

Live Release Rate (Live Outcomes / Total Outcomes)								
	Heading	Dog	Puppy	Cat	Kitten	Wildlife	Other	Total
	Live Release Rate	88.7%	100.0%	86.8%	79.5%	18.2%	94.7%	86.2%

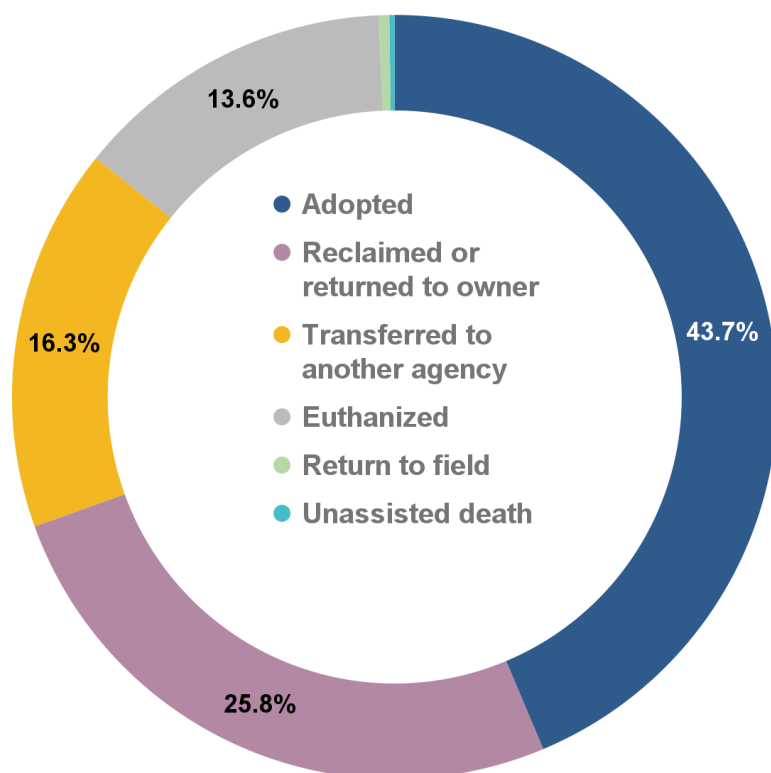
196 or 43.7% of animals were adopted. MCAS waived adoption fees from 3/13/23 to 3/23/23 before resuming standard fees.

116 or 25.8% of animals were reclaimed by their owners. The majority of animals represented in these outcomes were dogs with a license and/or microchip for owner-contact.

73 or 16.3% of animals were transferred to another agency.

61 or 13.6% of animals were humanely euthanized, including cases of injured wildlife, injured or severely sick cats and kittens, and other domestic animals at the recommendation of a veterinarian, or for behavioral issues which would make an animal unsafe to place back into the community. [Cat intake is officially limited to cases where the cat is sick or injured, or in immediate danger due to cruelty, neglect, and similar circumstances](#), and kittens over six weeks old. There is decreased intake volume for cats, and an increased percentage of veterinary-recommended euthanasia for adult cats due to these intake conditions.

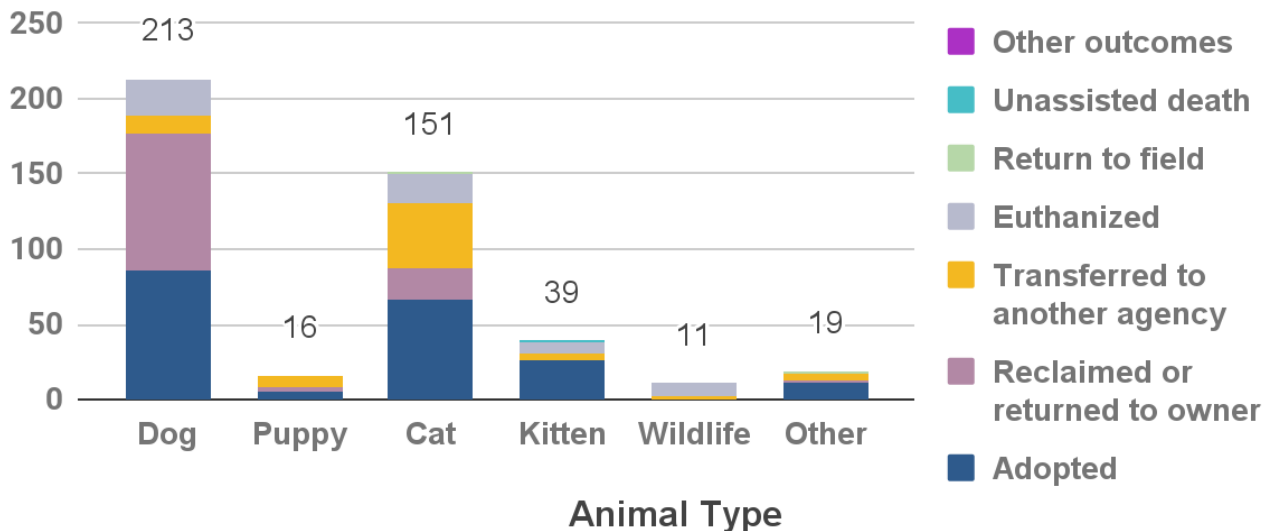
2 or 0.4% of animals were returned to field at the location where they were found, including a cat and a pigeon. 1 or 0.2% of animals died in care, representing a neonatal kitten who died in transport from finder to the shelter.



Animal Outcomes (continued)

Outcome Type	Dog	Puppy	Cat	Kitten	Wildlife	Other	Total
Adopted	86	5	67	26	0	12	196
Reclaimed/returned to owner	91	3	20	1	0	1	116
Transferred to another agency	12	8	43	4	2	4	73
Euthanized	24	0	20	7	9	1	61
Return to field	0	0	1	0	0	1	2
Unassisted death	0	0	0	1	0	0	1
Other outcomes	0	0	0	0	0	0	0
Total	213	16	151	39	11	19	449

Animal Outcomes by Type and Circumstance



Transfers

MCAS transferred 16% of shelter animals to other shelters and rescues for adoption placement.
Thank you to our community partners for your lifesaving work.

- Oregon Humane Society
- Cat Adoption Team
- Stumptown Strays
- Hiss & Hers Herp Hobbies
- Portland Audubon
- Harmony New Beginnings Animal Rescue
- Pacific Pug Rescue
- Lancasterfour Dog Rescue
- Humane Society Of Southwest Washington
- Washington Alaskan Malamute Adoption League
- Golden Bond Rescue

Volunteers

Volunteer support increased for dog walking and enrichment, adoption info desk support, and cleaning. Foster hours also increased with the beginning of kitten season, and the first influx of neonatal kittens and mothers, and increasing support for large-breed dogs.

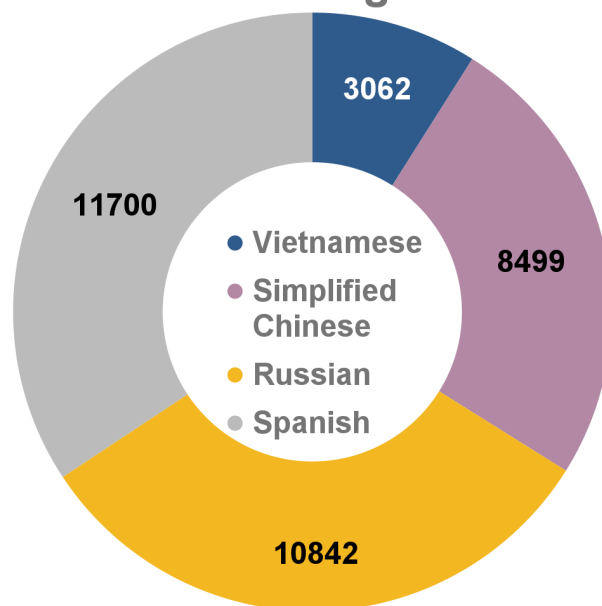
Volunteer Roles	Hours
Auxiliary <i>(site support)</i>	27
Foster <i>(all animals)</i>	3,219
Cleaning & Laundry	443
Dogs	381
Cats & Kittens	124
Adoption Info Desk	84
Transport	6
Other <i>(Office, info desk, reserve officer, rabbit enrichment, grooming)</i>	54
Total	4,312

Online Resources

Many services provided by MCAS are accessible online, at multcopets.org. Members of the public can search for adoptable or lost / found pets, license their pets, and learn about other resources and news. MCAS website pages are translated into four languages.

	Page Views
Adoptable Pets	121,770
Lost & Found Pets	38,667
Home Page Visits	62,458
Licensing Resources	13,006
News & Updates	13,151
Low-Cost Services	5,043
Kitten Resources	374
Field Services	5,147
Volunteering	1,772
Other Pages	33,183
Total	294,571

Translated Page Visits



Field Services

Field Services officers responded to 699 urgent needs of community members and their pets, investigated cases of potential cruelty or neglect, bites, and picked up stray, injured, abandoned, potentially dangerous, or deceased animals. Officers also responded to non-urgent calls such as barking dogs, animal trespass, and other community issues.

Dispatch Category	Count	Percentage
Deceased Animal Pickup	62	9%
Stray Animal	80	11%
Suspected Cruelty / Neglect	94	13%
Loose aggressive animal (<i>Animals actively charging, attacking, or chasing people or animals</i>)	92	13%
Bite Investigation	78	11%
Loose nuisance animal	35	5%
Injured Animal	20	3%
Abandoned Animal	38	5%
Animal Placed in Protective Custody	41	6%
Other	159	23%
Total	699	100%

Pet Licensing

MCAS issued 2,344 total new or renewed licenses.

Type	Cats	Dogs	Total
Licenses Issued	763	1,581	2,344