



Summary

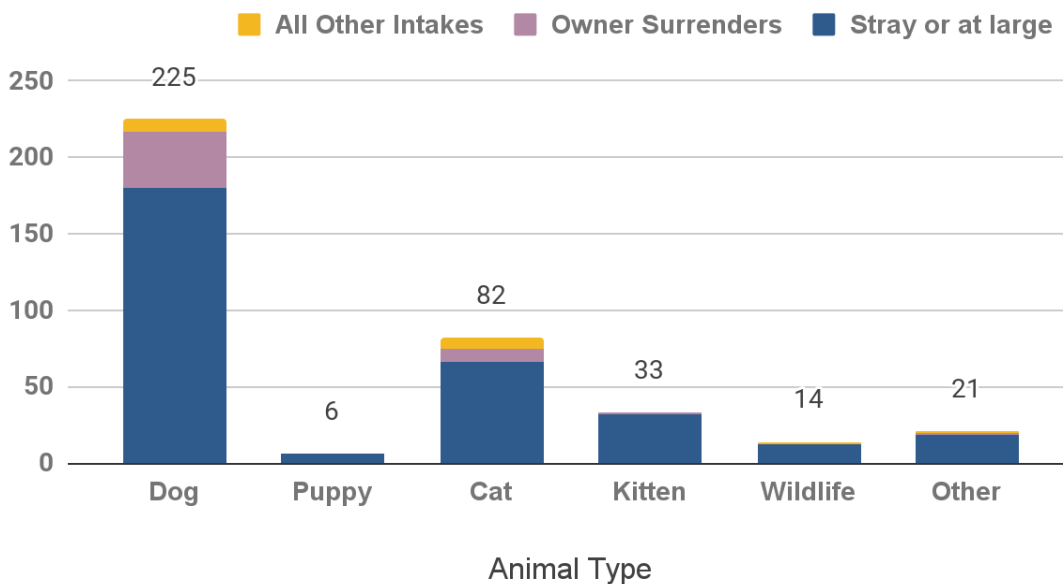
During January 2023, MCAS reopened for adoptions with the support of Multnomah County leadership, volunteers, Multnomah County Emergency Management, and our community of supporters. Adoptions and volunteer hours increased.

Animal Intake

MCAS accepted stray dogs, sick or injured adult cats and kittens from the public. Officers also picked up stray or lost animals. Owner-surrendered animals were accepted on a case by case basis, depending on urgent circumstances. Other intakes commonly represent animals placed into protective custody by Animal Services officers.

Intake Type	Dog	Puppy	Cat	Kitten	Wildlife	Other	Total
Stray or at large	180	6	66	32	12	18	314
Owner Surrenders	37	0	9	1	0	1	48
All Other Intakes	8	0	7	0	2	2	19
Total Live Intake	225	6	82	33	14	21	381

Animal Intake by Type and Circumstance



Veterinary Care Provided

Animal Health and Animal Care staff provided a wide range of veterinary services to animals in care.

To keep animals healthy, Animal Health staff, and partner veterinarians in the community administered 605 vaccinations, including rabies, [DA2PP](#) and Bordetella for dogs and puppies, and [FVRCP](#) for cats and kittens.



They provided 924 health exams and consultations, including routine exams, wound checks, pre-surgery checkups, behavior assessments, and reviewing test results or diagnoses with foster volunteers. Due to veterinary staff availability, spay and neuter surgeries for shelter animals were limited, and many adopters were issued vouchers to complete surgeries at contracted veterinary clinics.



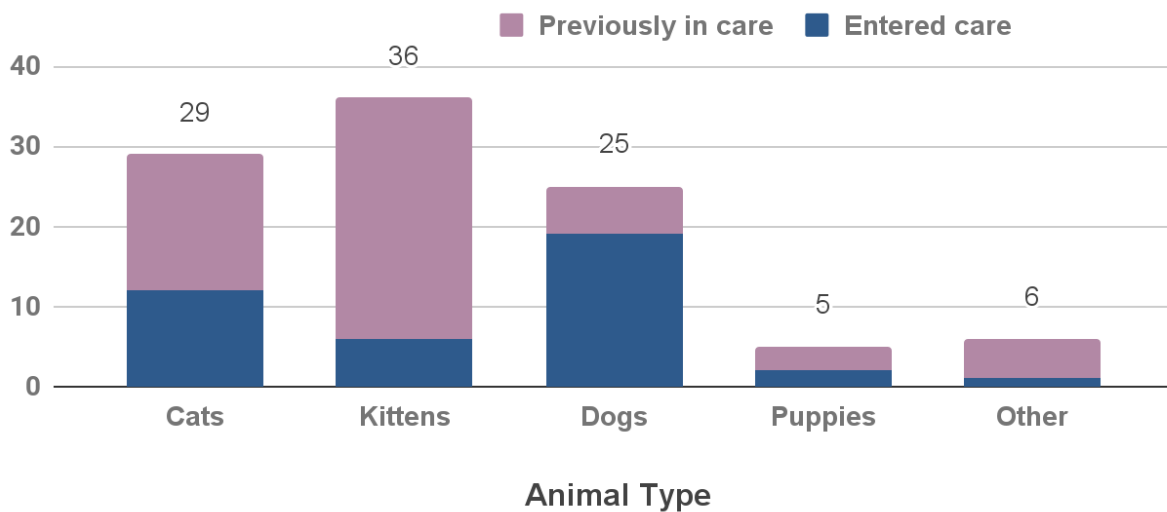
Veterinary Service	Cats	Kittens	Dogs	Puppies	Other	Total
Health Exams & Consults	250	103	507	14	50	924
Spay & Neuter Surgeries	32	30	17	0	7	86
Medications Administered	1,332	258	3,419	2	49	5,060
Tests & Diagnostics	6	7	0	1	0	14
Vaccinations	117	79	370	21	18	605
Other Vet Treatments	102	157	359	23	21	662
Total Services	1,839	634	4,672	61	145	7,351

Fostered Animals

In January 2023, the majority of animals in foster care were kittens, adult cats, and dogs. Many animals entered and left foster care over the course of the month, so the total number does not represent the maximum number of animals in care at one time.

Animal type	Entered care	Previously in care	Total in foster care	Returned from care
Cats	12	17	29	13
Kittens	6	30	36	27
Dogs	19	6	25	17
Puppies	2	3	5	5
Other	1	5	6	2
Total	40	61	101	64

Animals in Foster Care



Animal Outcomes

Live Release Rate (Live Outcomes / Total Outcomes)								
	Heading	Dog	Puppy	Cat	Kitten	Wildlife	Other	Total
	Live Release Rate	92.5%	91.7%	91.8%	97.9%	13.3%	97.1%	90.7%

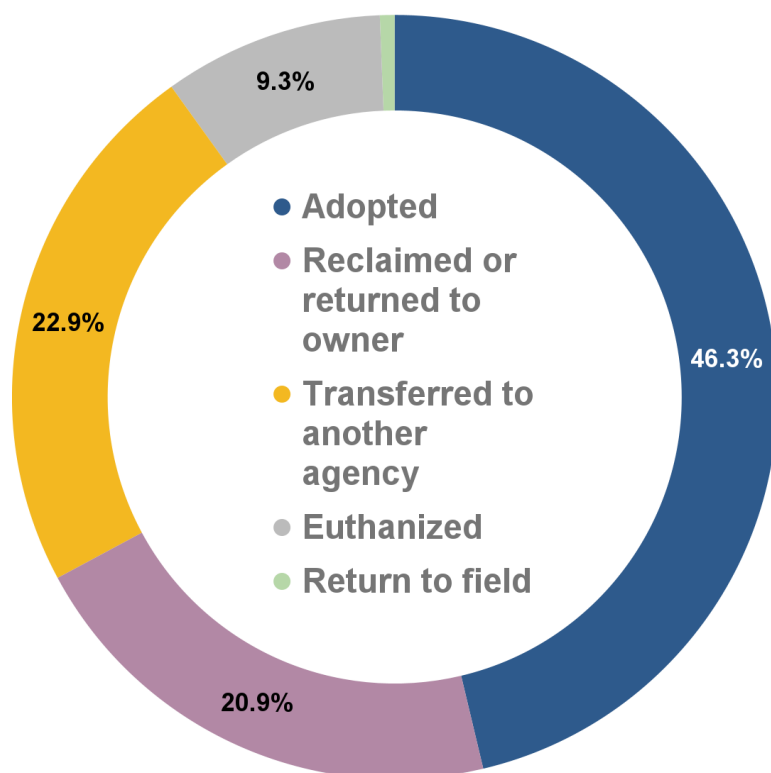
In January 2023, 224 or 46.3% of animals were adopted. Adoption fees were waived, and MCAS was open for in-person adoptions after offering only online adoptions in prior months.

101 or 20.9% of animals were reclaimed by their owners. The majority of animals represented in these outcomes were dogs with a license and/or microchip for owner-contact.

111, or 22.9% of animals were transferred to another agency.

45, or 9.3% of animals were humanely euthanized, including cases of injured wildlife, injured or severely sick cats, and other domestic animals at the recommendation of a veterinarian, or for behavioral issues which would make an animal unsafe to place back into the community. [Cat intake is officially limited to cases where the cat is sick or injured, or in immediate danger due to cruelty, neglect, and similar circumstances](#), and kittens over six weeks old. There is decreased intake volume for cats, and an increased percentage of veterinary-recommended euthanasia for adult cats due to these intake conditions.

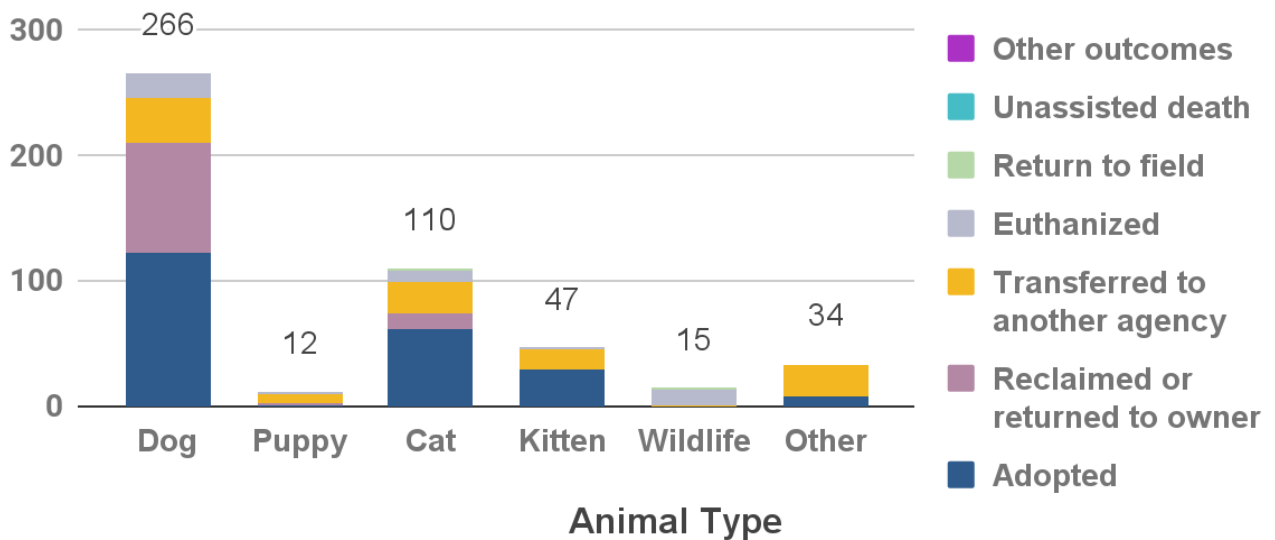
3, or 0.6% of animals were returned to the field at the location where they were found.



Animal Outcomes (continued)

Outcome Type	Dog	Puppy	Cat	Kitten	Wildlife	Other	Total
Adopted	123	1	62	29	0	9	224
Reclaimed/returned to owner	87	2	12	0	0	0	101
Transferred to another agency	36	8	25	17	1	24	111
Euthanized	20	1	9	1	13	1	45
Return to field	0	0	2	0	1	0	3
Unassisted death	0	0	0	0	0	0	0
Other outcomes	0	0	0	0	0	0	0
Total	266	12	110	47	15	34	484

Animal Outcomes by Type and Circumstance



Transfers

MCAS transfers nearly 23% of shelter animals to other shelters and rescues for adoption placement. **Thank you to our community partners for your lifesaving work.**

- Oregon Humane Society
- Cat Adoption Team
- Stumptown Strays
- Hiss & Hers Herp Hobbies
- Harmony New Beginnings Animal Rescue
- Family Dogs New Life Shelter
- Western Australian Shepherd Rescue
- Rabbit Advocates
- Pawsitively Saved Rescue
- Pacific Pug Rescue
- Cat Alliance Team Sanctuary
- Utah / Idaho Vizsla Rescue
- Seattle Purebred Dog Rescue
- Portland Audubon
- Jefferson Working Dog Project Rescue
- Jack Russell Rescue Owii
- Indigo Rescue Inc.
- Animal Aid INC

Volunteers

January 2023 saw the reopening of MCAS to in-person adoptions. Volunteer support increased at the shelter to support reopening with auxiliary roles, dog and cat volunteers, cleaning and laundry, and adoption info desk volunteers.

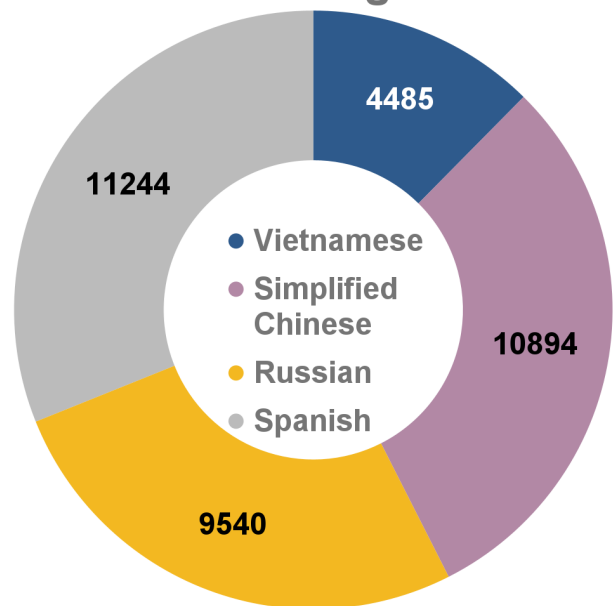
Volunteer Roles	Hours
Auxiliary <i>(site support)</i>	356
Foster <i>(all animals)</i>	2,865
Cleaning & Laundry	425
Dogs	312
Cats & Kittens	90
Adoption Info Desk	75
Transport	14
Other <i>(Office, info desk, reserve officer, rabbit enrichment, grooming)</i>	405
Total	4,186

Online Resources

Many services provided by MCAS are accessible online, at multcopets.org. Members of the public can search for adoptable or lost / found pets, license their pets, and learn about other resources and news. MCAS website pages are translated into four languages.

	Page Views
Adoptable Pets	126,242
Lost & Found Pets	41,088
Home Page Visits	60,999
Licensing Resources	15,725
News & Updates	9,372
Low-Cost Services	5,538
Kitten Resources	399
Field Services	5,110
Volunteering	9,316
Other Pages	34,381
Total	308,170

Translated Page Visits



Field Services

Field Services officers responded to 638 urgent needs of community members and their pets, investigated cases of potential cruelty or neglect, bites, and picked up stray, injured, abandoned, potentially dangerous, or deceased animals. Officers also responded to non-urgent calls such as barking dogs, animal trespass, and other community issues.

Dispatch Category	Count	Percentage
Deceased Animal Pickup	60	9%
Stray Animal	92	14%
Suspected Cruelty / Neglect	106	17%
Loose aggressive animal (<i>Animals actively charging, attacking, or chasing people or animals</i>)	73	11%
Bite Investigation	77	12%
Loose nuisance animal	23	4%
Injured Animal	18	3%
Abandoned Animal	34	5%
Animal Placed in Protective Custody	33	5%
Other	122	19%
Total	638	100%

Pet Licensing

MCAS issued 2,554 total new or renewed licenses in January.

Type	Cats	Dogs	Total
Licenses Issued	852	1,702	2,554