



Summary

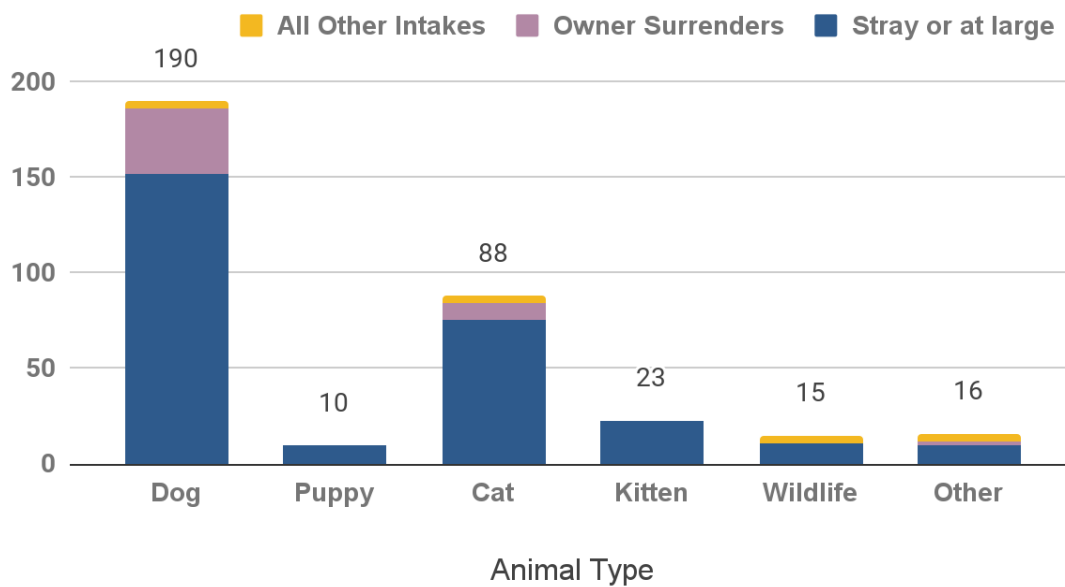
During February 2023, MCAS was open for adoptions with the support of volunteers. Adoption fees were waived through February 11, 2023.

Animal Intake

MCAS accepted stray dogs, sick or injured adult cats and kittens from the public. Officers also picked up stray or lost animals. Owner-surrendered animals were accepted on a case by case basis, depending on urgent circumstances. Other intakes commonly represent animals placed into protective custody by Animal Services officers.

Intake Type	Dog	Puppy	Cat	Kitten	Wildlife	Other	Total
Stray or at large	152	10	75	23	11	10	281
Owner Surrenders	34	0	9	0	0	2	45
All Other Intakes	4	0	4	0	4	4	16
Total Live Intake	190	10	88	23	15	16	342

Animal Intake by Type and Circumstance



Veterinary Care Provided

Animal Health and Animal Care staff provided a wide range of veterinary services to animals in care.

To keep animals healthy, Animal Health staff, and partner veterinarians in the community administered 478 vaccinations, including rabies, [DA2PP](#) and Bordetella for dogs and puppies, and [FVRCP](#) for cats and kittens.



They provided 687 health exams and consultations, including routine exams, wound checks, pre-surgery checkups, behavior assessments, and reviewing test results or diagnoses with foster volunteers. Due to veterinary staff availability, spay and neuter

surgeries for shelter animals were limited, and many adopters were issued vouchers to complete surgeries and rabies vaccination at contracted veterinary clinics.



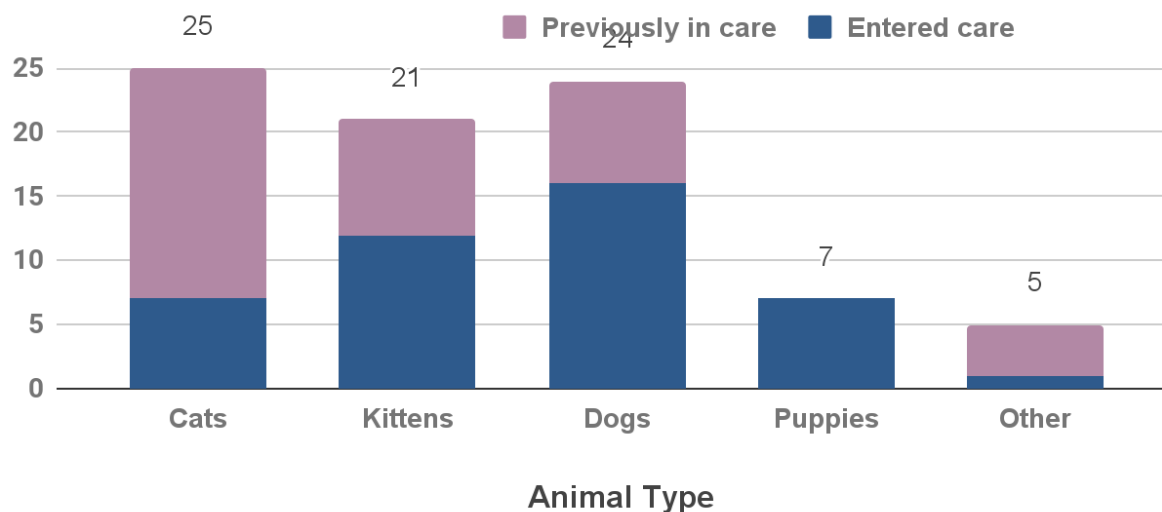
Veterinary Service	Cats	Kittens	Dogs	Puppies	Other	Total
Health Exams & Consults	221	69	348	19	30	687
Spay & Neuter Surgeries	30	8	23	1	5	67
Medications Administered	905	138	1,775	4	32	2,854
Tests & Diagnostics	5	1	0	0	0	6
Vaccinations	118	27	290	33	10	478
Other Vet Treatments	108	73	275	39	7	502
Total Services	1,387	316	2,711	96	84	4,594

Fostered Animals

The majority of animals in foster care were cats, dogs, kittens, and puppies. Many animals entered and left foster care over the course of the month, so the total number does not represent the maximum number of animals in care at one time.

Animal type	Entered care	Previously in care	Total in foster care	Returned from care
Cats	7	18	25	5
Kittens	12	9	21	10
Dogs	16	8	24	17
Puppies	7	0	7	5
Other	1	4	5	5
Total	43	39	82	42

Animals in Foster Care



Animal Outcomes

Live Release Rate (Live Outcomes / Total Outcomes)								
	Heading	Dog	Puppy	Cat	Kitten	Wildlife	Other	Total
	Live Release Rate	92.8%	100.0%	85.5%	88.9%	0.0%	95.2%	87.0%

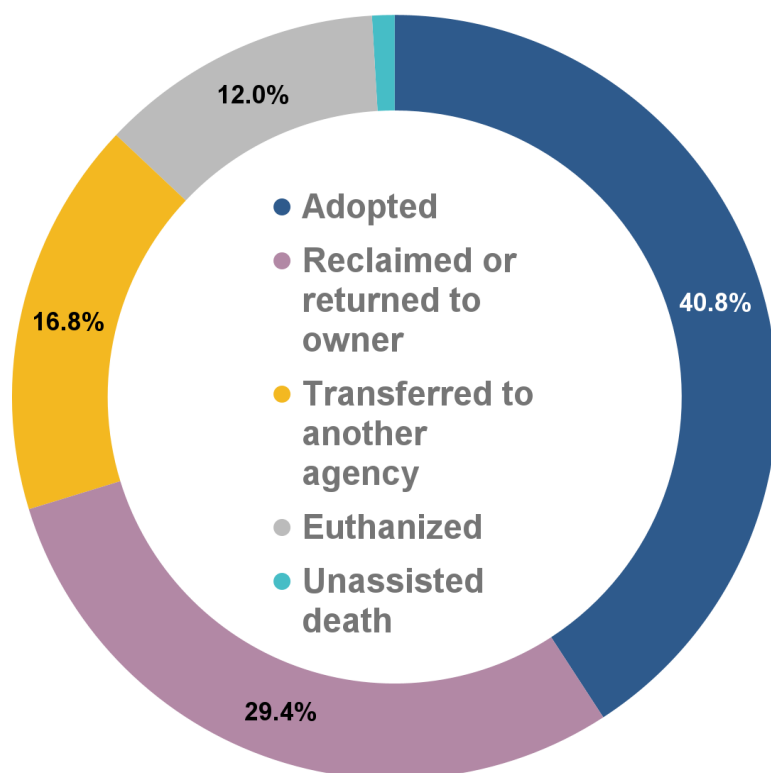
129 or 40.8% of animals were adopted. Adoption fees were waived through February 11, 2023, and MCAS was open for in-person adoptions.

93 or 29.4% of animals were reclaimed by their owners. The majority of animals represented in these outcomes were dogs with a license and/or microchip for owner-contact.

53, or 16.8% of animals were transferred to another agency.

38, or 12% of animals were humanely euthanized, including cases of injured wildlife, injured or severely sick cats, and other domestic animals at the recommendation of a veterinarian, or for behavioral issues which would make an animal unsafe to place back into the community. [Cat intake is officially limited to cases where the cat is sick or injured, or in immediate danger due to cruelty, neglect, and similar circumstances](#), and kittens over six weeks old. There is decreased intake volume for cats, and an increased percentage of veterinary-recommended euthanasia for adult cats due to these intake conditions.

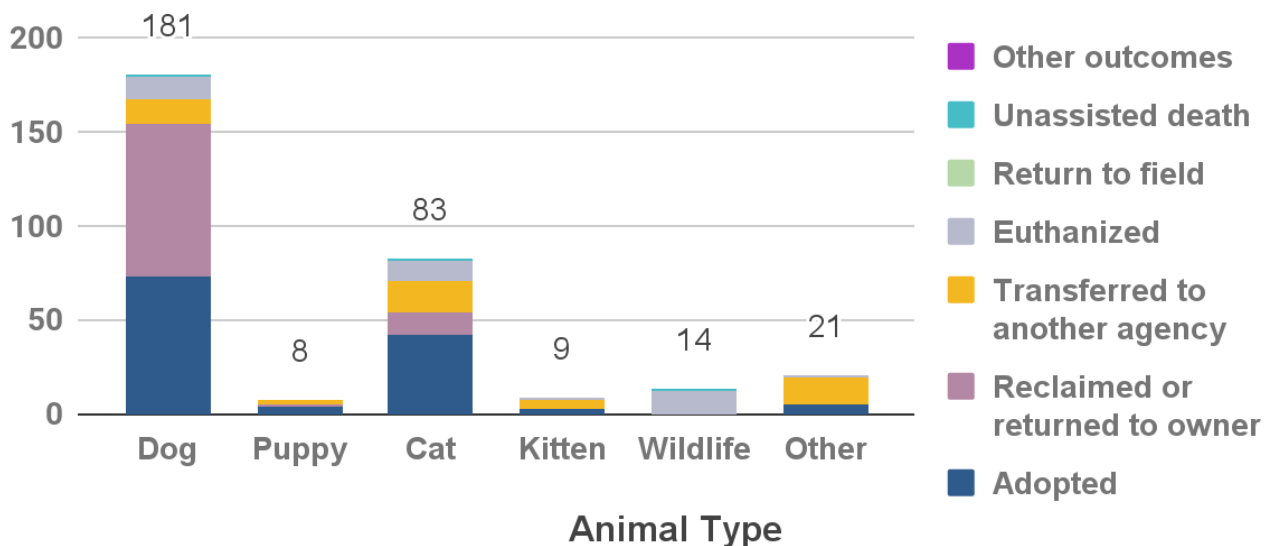
3, or 0.9% of animals died in care, including a senior Chihuahua who died during the stray hold period while receiving veterinary treatment, a cat, and a squirrel.



Animal Outcomes (continued)

Outcome Type	Dog	Puppy	Cat	Kitten	Wildlife	Other	Total
Adopted	74	4	43	3	0	5	129
Reclaimed/returned to owner	80	1	11	0	0	1	93
Transferred to another agency	14	3	17	5	0	14	53
Euthanized	12	0	11	1	13	1	38
Return to field	0	0	0	0	0	0	0
Unassisted death	1	0	1	0	1	0	3
Other outcomes	0	0	0	0	0	0	0
Total	181	8	83	9	14	21	316

Animal Outcomes by Type and Circumstance



Transfers

MCAS transferred nearly 17% of shelter animals to other shelters and rescues for adoption placement. **Thank you to our community partners for your lifesaving work.**

- Oregon Humane Society
- Cat Adoption Team
- Harmony New Beginnings Animal Rescue
- Stumptown Strays
- Rose City Rabbit Rescue
- Pacific Northwest Bulldog Rescue
- Oregon Humane Society - Salem Campus
- One Tail at a Time Dog Rescue, LLC
- Golden Bond Rescue
- Coonhound Rescue

Volunteers

January 2023 saw the reopening of MCAS to in-person adoptions. Volunteer support increased at the shelter to support reopening with auxiliary roles, dog and cat volunteers, cleaning and laundry, and adoption info desk volunteers. This support continued in February.

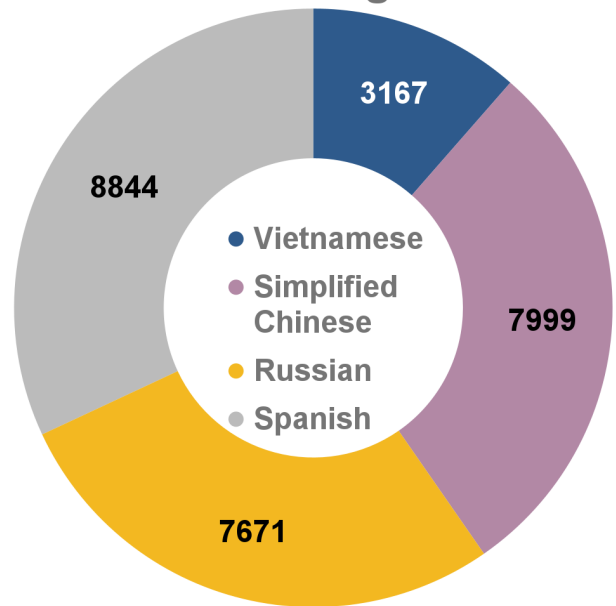
Volunteer Roles	Hours
Auxiliary <i>(site support)</i>	113
Foster <i>(all animals)</i>	2,427
Cleaning & Laundry	290
Dogs	229
Cats & Kittens	103
Adoption Info Desk	41
Transport	5
Other <i>(Office, info desk, reserve officer, rabbit enrichment, grooming)</i>	135
Total	3,231

Online Resources

Many services provided by MCAS are accessible online, at multcopets.org. Members of the public can search for adoptable or lost / found pets, license their pets, and learn about other resources and news. MCAS website pages are translated into four languages.

	Page Views
Adoptable Pets	90,420
Lost & Found Pets	33,361
Home Page Visits	44,863
Licensing Resources	11,651
News & Updates	6,088
Low-Cost Services	4,666
Kitten Resources	329
Field Services	4,083
Volunteering	1,891
Other Pages	28,787
Total	226,139

Translated Page Visits



Field Services

Field Services officers responded to 533 urgent needs of community members and their pets, investigated cases of potential cruelty or neglect, bites, and picked up stray, injured, abandoned, potentially dangerous, or deceased animals. Officers also responded to non-urgent calls such as barking dogs, animal trespass, and other community issues.

Dispatch Category	Count	Percentage
Deceased Animal Pickup	48	9%
Stray Animal	73	14%
Suspected Cruelty / Neglect	93	17%
Loose aggressive animal (<i>Animals actively charging, attacking, or chasing people or animals</i>)	61	11%
Bite Investigation	45	8%
Loose nuisance animal	24	5%
Injured Animal	11	2%
Abandoned Animal	37	7%
Animal Placed in Protective Custody	27	5%
Other	114	21%
Total	533	100%

Pet Licensing

MCAS issued 2,037 total new or renewed licenses.

Type	Cats	Dogs	Total
Licenses Issued	630	1,407	2,037