



Summary

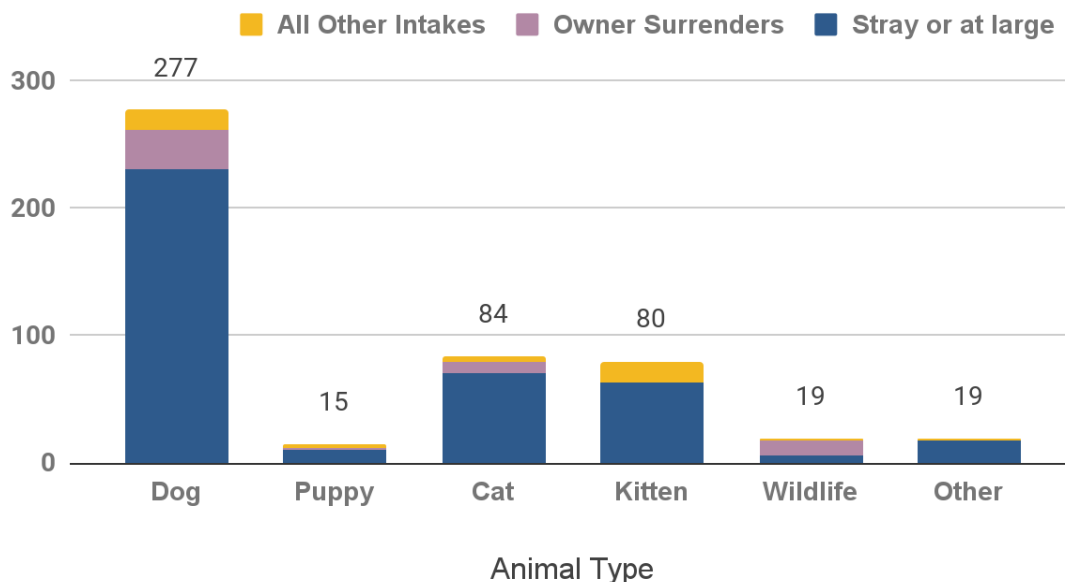
During April 2023, MCAS began an adoption special with 50% reduced adoption fees on April 24. Volunteer support increased for foster care to support neonatal kittens and large-breed dogs.

Animal Intake

MCAS accepted stray dogs, sick or injured adult cats and kittens from the public. Officers also picked up stray or lost animals. Owner-surrendered animals were accepted on a case by case basis, depending on urgent circumstances. Other intakes commonly represent animals placed into protective custody by Animal Services officers.

Intake Type	Dog	Puppy	Cat	Kitten	Wildlife	Other	Total
Stray or at large	230	10	71	63	6	17	397
Owner Surrenders	31	2	8	0	11	0	52
All Other Intakes	16	3	5	17	2	2	45
Total Live Intake	277	15	84	80	19	19	494

Animal Intake by Type and Circumstance



Veterinary Care Provided

Animal Health and Animal Care staff provided a wide range of veterinary services to animals in care.

To keep animals healthy, Animal Health staff, and partner veterinarians in the community administered 625 vaccinations, including rabies, [DA2PP](#) and Bordetella for dogs and puppies, and [FVRCP](#) for cats and kittens.



They provided 901 health exams and consultations, including routine exams, wound checks, pre-surgery checkups, behavior assessments, and reviewing test results or diagnoses with foster volunteers. Due to veterinary staff availability, spay and neuter surgeries for shelter animals were limited, and many adopters were issued vouchers to complete surgeries and rabies vaccination at contracted veterinary clinics.



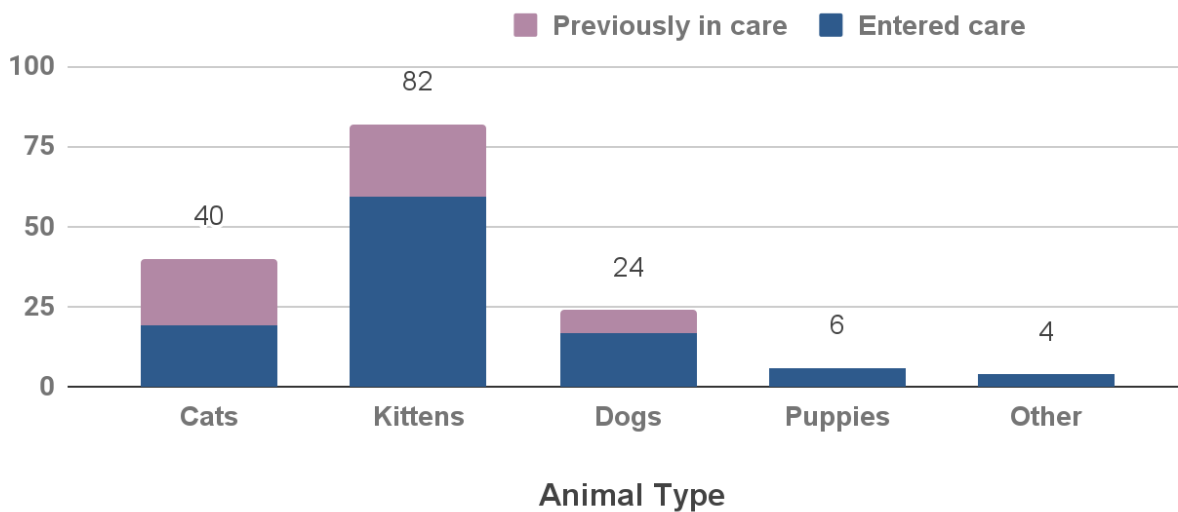
Veterinary Service	Cats	Kittens	Dogs	Puppies	Other	Total
Health Exams & Consults	232	146	454	26	43	901
Spay & Neuter Surgeries	17	10	17	1	2	47
Medications Administered	1,234	271	2,748	91	14	4,358
Tests & Diagnostics	2	2	3	1	0	8
Vaccinations	89	66	410	45	15	625
Other Vet Treatments	90	226	459	57	13	845
Total Services	1,664	721	4,091	221	87	6,784

Fostered Animals

The majority of animals in foster care were kittens, cats, dogs, and puppies. Many animals entered and left foster care over the course of the month, so the total number does not represent the maximum number of animals in care at one time.

Animal type	Entered care	Previously in care	Total in foster care	Returned from care
Cats	19	21	40	10
Kittens	59	23	82	21
Dogs	17	7	24	11
Puppies	6	0	6	2
Other	4	0	4	3
Total	105	51	156	47

Animals in Foster Care



Animal Outcomes

Live Release Rate (Live Outcomes / Total Outcomes)								
	Heading	Dog	Puppy	Cat	Kitten	Wildlife	Other	Total
	Live Release Rate	89.3%	100.0%	84.9%	92.1%	0.0%	94.4%	85.7%

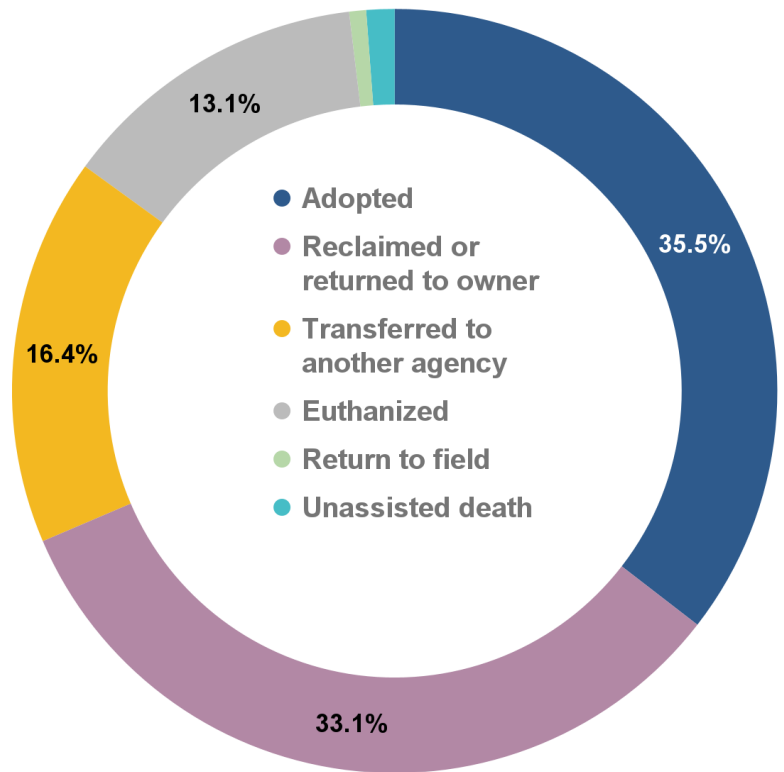
149 or 35.5% of animals were adopted. MCAS began a 50% reduced fee adoption special on April 24.

139 or 33.1% of animals were reclaimed by their owners. The majority of animals represented in these outcomes were dogs with a license and/or microchip for owner-contact.

69 or 16.4% of animals were transferred to another agency.

55 or 13.1% of animals were humanely euthanized, including cases of injured wildlife, injured or severely sick cats and kittens, and other domestic animals at the recommendation of a veterinarian, or for behavioral issues which would make an animal unsafe to place back into the community. [Cat intake is officially limited to cases where the cat is sick or injured, or in immediate danger due to cruelty, neglect, and similar circumstances](#), and kittens over six weeks old. There is decreased intake volume for cats, and an increased percentage of veterinary-recommended euthanasia for adult cats due to these intake conditions.

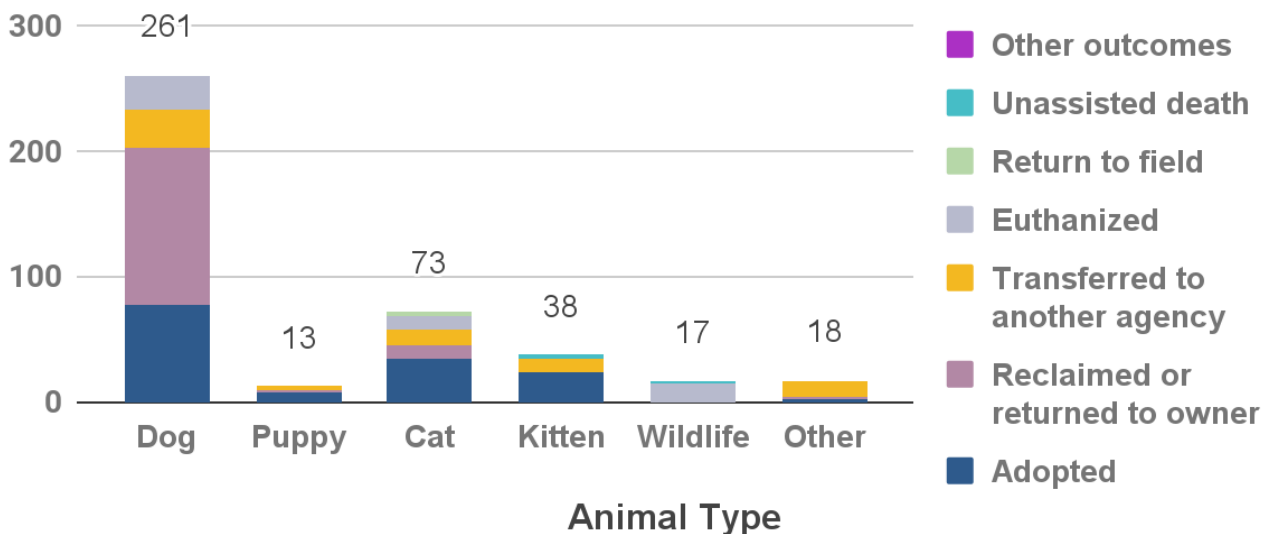
3 or 0.7% of animals were returned to field at the location where they were found. 5 animals or 1.2% of animals died in care, representing 1 dog, 1 cat, 2 kittens, and 1 instance of wildlife.



Animal Outcomes (continued)

Outcome Type	Dog	Puppy	Cat	Kitten	Wildlife	Other	Total
Adopted	78	8	35	25	0	3	149
Reclaimed/returned to owner	126	2	10	0	0	1	139
Transferred to another agency	29	3	14	10	0	13	69
Euthanized	27	0	10	1	16	1	55
Return to field	0	0	3	0	0	0	3
Unassisted death	1	0	1	2	1	0	5
Other outcomes	0	0	0	0	0	0	0
Total	261	13	73	38	17	18	420

Animal Outcomes by Type and Circumstance



Transfers

MCAS transferred 16.4% of shelter animals to other shelters and rescues for adoption placement.
Thank you to our community partners for your lifesaving work.

- Oregon Humane Society
- Cat Adoption Team
- Harmony New Beginnings Animal Rescue
- Stumptown Strays
- Family Dogs New Life Shelter
- Rabbit Advocates
- Pacific Pug Rescue
- Willamette Valley Ferret Shelter
- SOS Lost Pet Rescue NW, Inc
- Oregon Humane Society- Salem Campus
- NW Animal Companions
- Must Love Corsos Rescue
- Golden Bond Rescue
- Bulldog Haven NW

Volunteers

Volunteer support increased for cat & kitten support, adoption info desk support, and cleaning. Foster hours also increased with the beginning of kitten season, and the first influx of neonatal kittens and mothers, and increasing support for large-breed dogs.

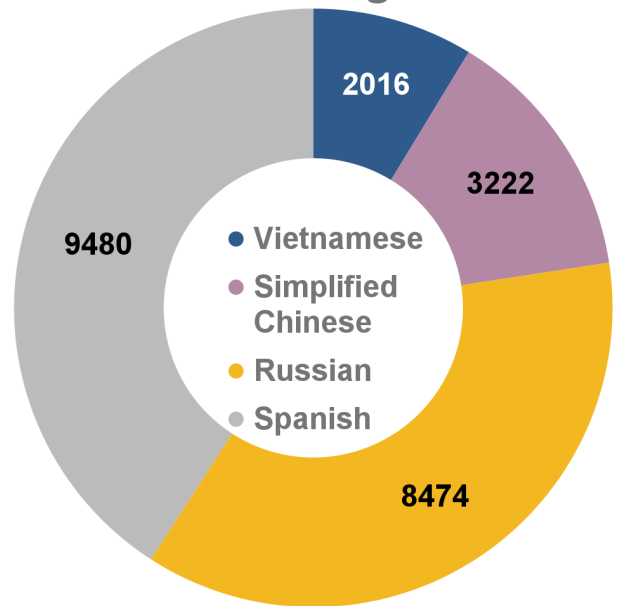
Volunteer Roles	Hours
Auxiliary <i>(site support)</i>	4
Foster <i>(all animals)</i>	4,182
Cleaning & Laundry	393
Dogs	389
Cats & Kittens	86
Adoption Info Desk	118
Transport	14
Other <i>(Office, info desk, reserve officer, rabbit enrichment, grooming)</i>	68
Total	5,250

Online Resources

Many services provided by MCAS are accessible online, at multcopets.org. Members of the public can search for adoptable or lost / found pets, license their pets, and learn about other resources and news. MCAS website pages are translated into four languages.

	Page Views
Adoptable Pets	125,141
Lost & Found Pets	48,204
Home Page Visits	49,778
Licensing Resources	16,606
News & Updates	17,973
Low-Cost Services	5,433
Kitten Resources	472
Field Services	5,490
Volunteering	4,575
Other Pages	42,230
Total	315,902

Translated Page Visits



Field Services

Field Services officers responded to 690 urgent needs of community members and their pets, investigated cases of potential cruelty or neglect, bites, and picked up stray, injured, abandoned, potentially dangerous, or deceased animals. Officers also responded to non-urgent calls such as barking dogs, animal trespass, and other community issues.

Dispatch Category	Count	Percentage
Deceased Animal Pickup	62	9%
Stray Animal	93	13%
Suspected Cruelty / Neglect	123	18%
Loose aggressive animal (<i>Animals actively charging, attacking, or chasing people or animals</i>)	73	11%
Bite Investigation	71	10%
Loose animal	41	6%
Injured Animal	36	5%
Abandoned Animal	22	3%
Animal Placed in Protective Custody	42	6%
Wildlife	43	6%
Other	84	12%
Total	690	100%

Pet Licensing

MCAS issued 2,453 total new or renewed licenses.

Type	Cats	Dogs	Total
Licenses Issued	728	1,725	2,453