



Summary

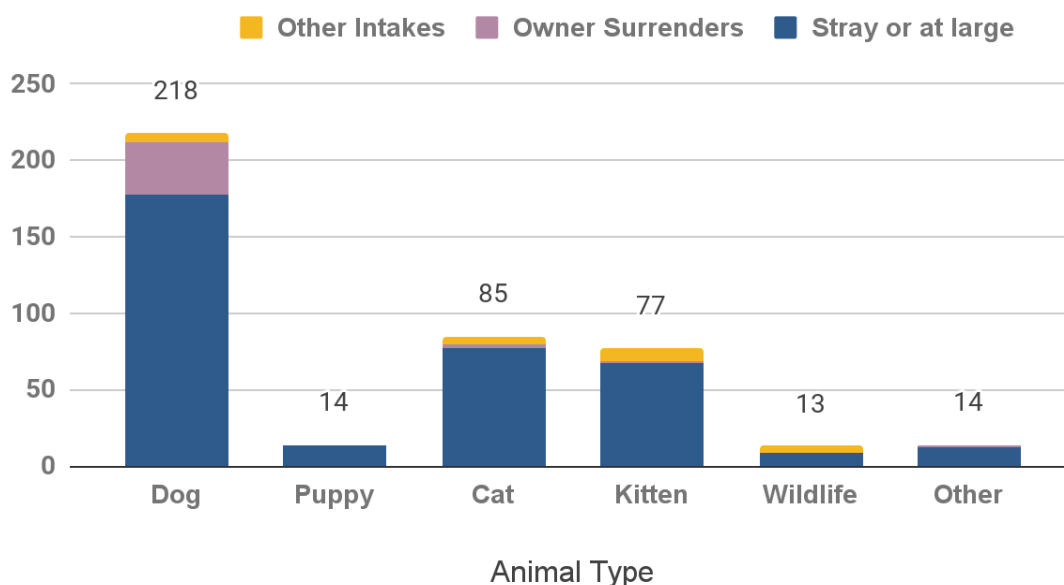
During November 2022, Services and shelter access were limited. Adoptions were conducted virtually.

Animal Intake

MCAS accepted stray dogs, sick or injured adult cats and kittens from the public. Officers also picked up stray or lost animals. Owner-surrendered animals were accepted on a case by case basis, depending on urgent circumstances. Other intakes commonly represent animals placed into protective custody by Animal Services officers.

Intake Type	Dog	Puppy	Cat	Kitten	Wildlife	Other	Total
Stray or at large	177	14	77	67	9	12	356
Owner Surrenders	35	0	2	2	0	2	41
Other Intakes	6	0	6	8	4	0	24
Total Live Intake	218	14	85	77	13	14	421

Animal Intake by Type and Circumstance





Veterinary Care Provided

Animal Health and Animal Care staff provided a wide range of veterinary services to animals in care.

To keep animals healthy, Animal Health staff, and partner veterinarians in the community administered 1,087 vaccinations, including rabies, [DA2PP](#) and Bordetella for dogs and puppies, and [FVRCP](#) for cats and kittens.



They provided 1,066 health exams and consultations, including routine exams, wound checks, pre-surgery checkups, behavior assessments, and reviewing test results or diagnoses with foster volunteers.



Veterinary Service	Cats	Kittens	Dogs	Puppies	Other	Total
Health Exams & Consults	282	315	399	25	45	1,066
Spay & Neuter Surgeries	13	59	8	0	7	87
Medications Administered	1,136	838	2,191	33	20	4,218
Tests & Diagnostics	1	13	0	0	0	14
Vaccinations	298	164	565	46	14	1,087
Other Vet Treatments	107	358	353	51	23	892
Total Services	1,837	1,747	3,516	155	109	7,364

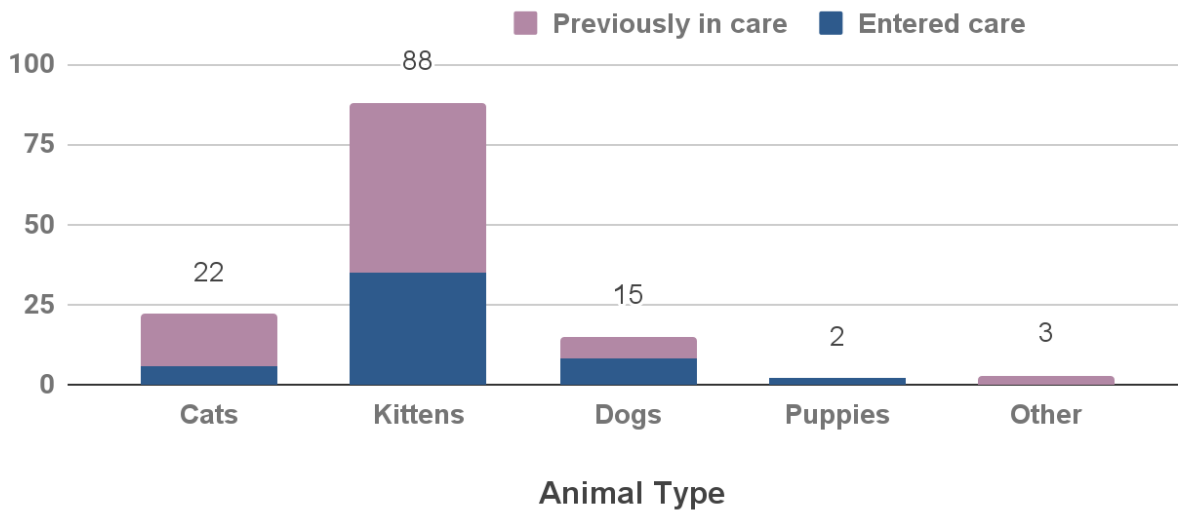


Fostered Animals

In November 2022, the majority of animals in foster care were kittens, adult cats, and dogs. Many animals entered and left foster care over the course of the month, so the total number does not represent the maximum number of animals in care at one time.

Animal type	Entered care	Previously in care	Total in foster care	Returned from care
Cats	6	16	22	6
Kittens	35	53	88	48
Dogs	8	7	15	10
Puppies	2	0	2	1
Other	0	3	3	3
Total	51	79	130	68

Animals in Foster Care





Animal Outcomes

In November 2022, one-hundred-and-eighty-five (38.2%) animals were adopted. Adoption fees were waived, limited to the online process, and adopters were not able to browse kennels or conduct adoption interviews on-site. Adoptions were also performed from community adoption partners, and foster homes.

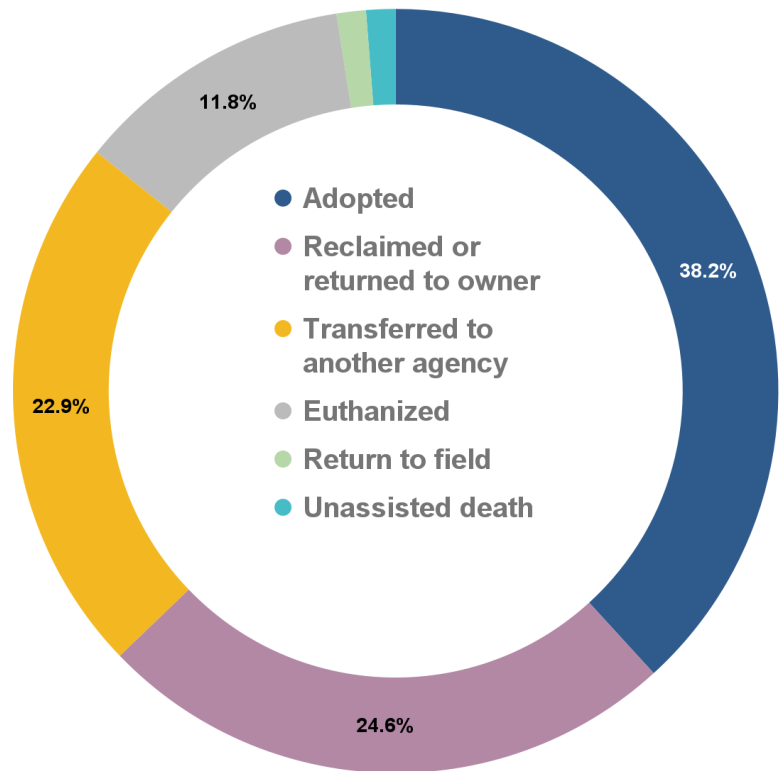
One-hundred-and-nineteen animals (24.6%) were reclaimed by their owners. The majority of animals represented in these outcomes were dogs.

One-hundred-and-eleven animals (22.9%) were transferred to another agency. The majority of these animals were kittens, cats, and dogs.

Fifty-seven animals (11.8%) were humanely euthanized, including cases of injured wildlife, injured or severely sick cats, and other domestic animals at the recommendation of a veterinarian, or for behavioral issues which would make an animal unsafe to place back into the community. [Cat intake is officially limited to cases where the cat is sick or injured, or in immediate danger due to cruelty, neglect, and similar circumstances](#), and kittens over six weeks old. There is decreased intake volume for cats, and an increased percentage of veterinary-recommended euthanasia for adult cats due to these intake conditions.

Six cats (1.2%) were returned to the field at the location where they were found.

Six animals (1.2%) had unassisted deaths while in care.

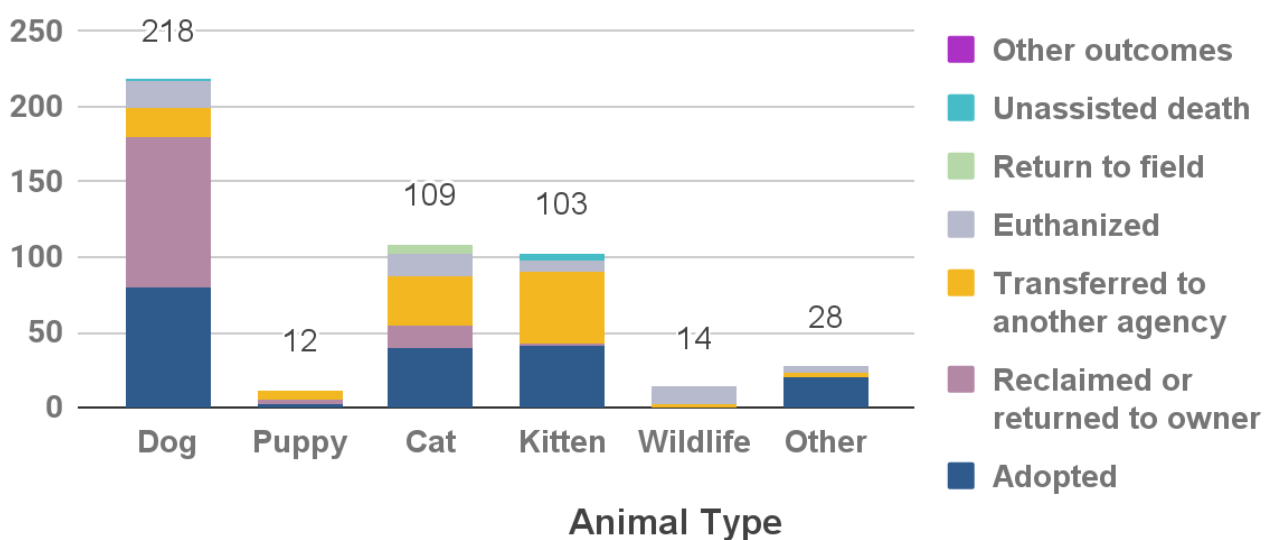




Animal Outcomes (continued)

Outcome Type	Dog	Puppy	Cat	Kitten	Wildlife	Other	Total
Adopted	80	3	40	41	0	21	185
Reclaimed/returned to owner	100	3	15	1	0	0	119
Transferred to another agency	19	6	33	48	3	2	111
Euthanized	18	0	15	8	11	5	57
Return to field	0	0	6	0	0	0	6
Unassisted death	1	0	0	5	0	0	6
Other outcomes	0	0	0	0	0	0	0
Total	218	12	109	103	14	28	484

Animal Outcomes by Type and Circumstance





Volunteers

Volunteer Roles	Hours
Foster <i>(all animals)</i>	2,904
Dogs	197
Cats & Kittens	79
Transport	25
Other <i>(Office, laundry, info desk, reserve officer, rabbit enrichment, grooming)</i>	174
Total	3,379

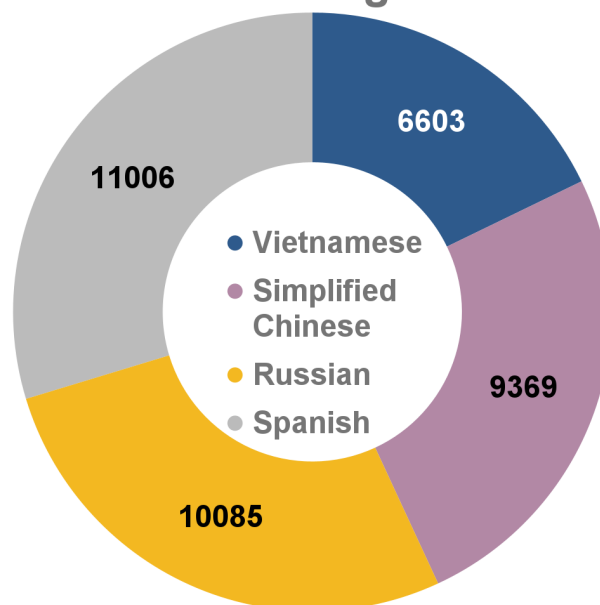
The majority of volunteer hours in November were recorded by foster volunteers. Dog volunteers assisted with potty-walks, cat volunteers increased activity, transport volunteers and office volunteers also assisted with administrative tasks, including a team posting found animal profiles to [social media](#).

Online Resources

Many services provided by MCAS are accessible online, at multcopets.org. Members of the public can search for adoptable or lost / found pets, license their pets, and learn about other resources and news. MCAS website pages are translated into four languages.

	Page Views
Adoptable Pets	63,660
Lost & Found Pets	42,222
Home Page Visits	33,344
Licensing Resources	9,201
News & Updates	5,524
Low-Cost Services	4,071
Kitten Resources	404
Field Services	4,318
Volunteering	1,083
Other Pages	40,577
Total	204,404

Translated Page Visits





Field Services

Field Services officers responded to Five-hundred-and-seventy-seven (577) urgent needs of community members and their pets, investigated cases of potential cruelty or neglect, bites, and picked up stray, injured, abandoned, potentially dangerous, or deceased animals. Officers also responded to non-urgent calls such as barking dogs, animal trespass, and other community issues.

Dispatch Category	Count	Percentage
Deceased Animal Pickup	51	9%
Stray Animal	104	18%
Suspected Cruelty / Neglect	102	18%
Loose aggressive animal (<i>Animals actively charging, attacking, or chasing people or animals</i>)	40	7%
Bite Investigation	57	10%
Loose nuisance animal	17	3%
Injured Animal	9	2%
Abandoned Animal	28	5%
Animal Placed in Protective Custody	38	7%
Other	131	23%
Total	577	100%

Pet Licensing

MCAS issued 1,793 total new or renewed licenses in November.

Type	Cats	Dogs	Total
Licenses Issued	619	1,174	1,793