



## Summary

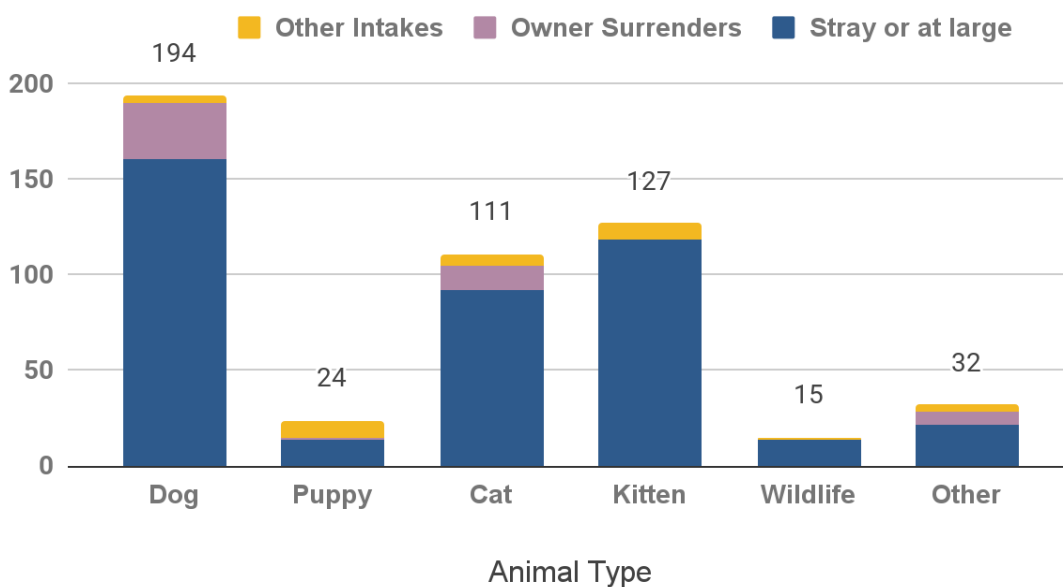
During October 2022, Services and shelter access were limited. Adoptions were conducted virtually.

## Animal Intake

MCAS accepted stray dogs, sick or injured adult cats, kittens 6 weeks to 6 months old, and officers also picked up stray or lost animals. Owner-surrendered animals were accepted on a case by case basis, depending on urgent circumstances. Other intakes commonly represent animals placed into protective custody by Animal Services officers.

Intake Type	Dog	Puppy	Cat	Kitten	Wildlife	Other	Total
Stray or at large	161	14	92	119	14	22	<b>422</b>
Owner Surrenders	29	1	13	0	0	6	<b>49</b>
Other Intakes	4	9	6	8	1	4	<b>32</b>
<b>Total Live Intake</b>	<b>194</b>	<b>24</b>	<b>111</b>	<b>127</b>	<b>15</b>	<b>32</b>	<b>503</b>

Animal Intake by Type and Circumstance





## Veterinary Care Provided

Animal Health and Animal Care staff provided a wide range of veterinary services to animals in care.

To keep animals healthy, Animal Health staff, and partner veterinarians in the community administered 1,216 vaccinations, including rabies, [DA2PP](#) and Bordetella for dogs and puppies, and [FVRCP](#) for cats and kittens.



They provided 1,136 health exams and consultations, including routine exams, wound checks, pre-surgery checkups, behavior assessments, and reviewing test results or diagnoses with foster volunteers.



<b>Veterinary Service</b>	<b>Cats</b>	<b>Kittens</b>	<b>Dogs</b>	<b>Puppies</b>	<b>Other</b>	<b>Total</b>
Health Exams & Consults	291	333	410	50	52	1,136
Spay & Neuter Surgeries	16	38	12	1	4	71
Medications Administered	836	749	1,776	87	25	3,473
Tests & Diagnostics	7	7	0	2	0	16
Vaccinations	358	188	614	42	14	1,216
Other Vet Treatments	122	445	376	48	18	1,009
<b>Total Services</b>	<b>1,630</b>	<b>1,760</b>	<b>3,188</b>	<b>230</b>	<b>113</b>	<b>6,921</b>

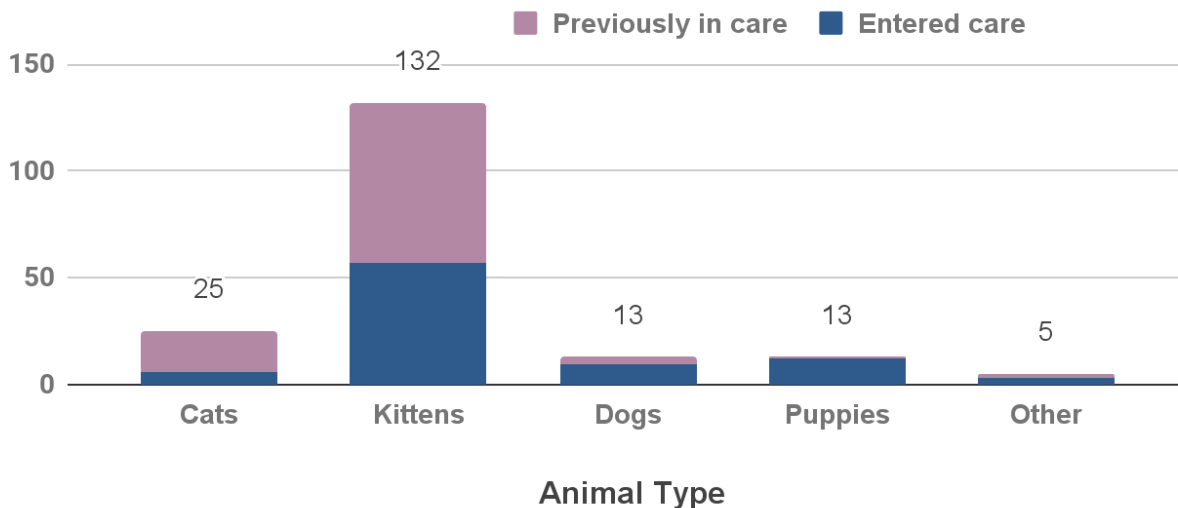


## Fostered Animals

In October 2022, the majority of animals in foster care were kittens, adult cats, dogs, and puppies. Many animals entered and left foster care over the course of the month, so the total number does not represent the maximum number of animals in care at one time.

Animal type	Entered care	Previously in care	Total in foster care	Returned from care
Cats	6	19	25	9
Kittens	57	75	132	83
Dogs	10	3	13	7
Puppies	12	1	13	13
Other	3	2	5	2
<b>Total</b>	<b>88</b>	<b>100</b>	<b>188</b>	<b>114</b>

### Animals in Foster Care





## Animal Outcomes

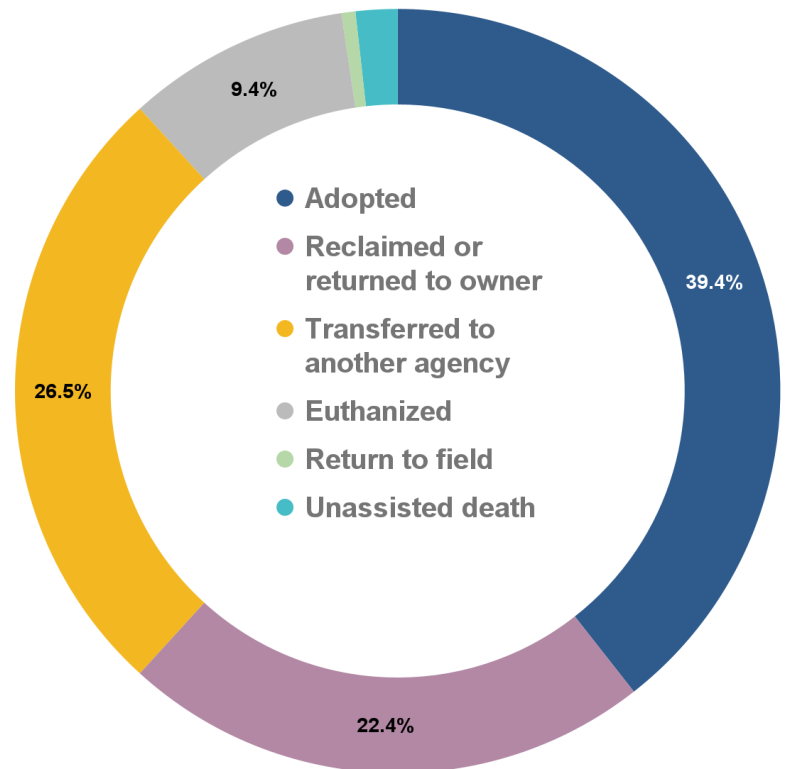
In October 2022, two-hundred-and-one animals (39.4%) were adopted. Adoption fees were waived, limited to the online process, and adopters were not able to browse kennels or conduct adoption interviews on-site. Adoptions were also performed from community adoption partners, and foster homes.

One-hundred-fourteen animals (22.4%) were reclaimed by their owners. The majority of animals represented in these outcomes were dogs.

One-hundred-thirty-five animals (26.5%) were transferred to another agency. The majority of these animals were kittens, cats, dogs, and rabbits.

Forty-eight animals (9.4%) were humanely euthanized, including cases of injured wildlife, injured or severely sick cats, and other domestic animals at the recommendation of a veterinarian, or for behavioral issues which would make an animal unsafe to place back into the community. [Cat intake is officially limited to cases where the cat is sick or injured, or in immediate danger due to cruelty, neglect, and similar circumstances](#), and kittens over six weeks old. There is decreased intake volume for cats, and an increased percentage of veterinary-recommended euthanasia for adult cats due to these intake conditions.

Three animals (0.6%) were returned to the field at the location where they were found. Nine animals (1.8%) had unassisted deaths while in care.

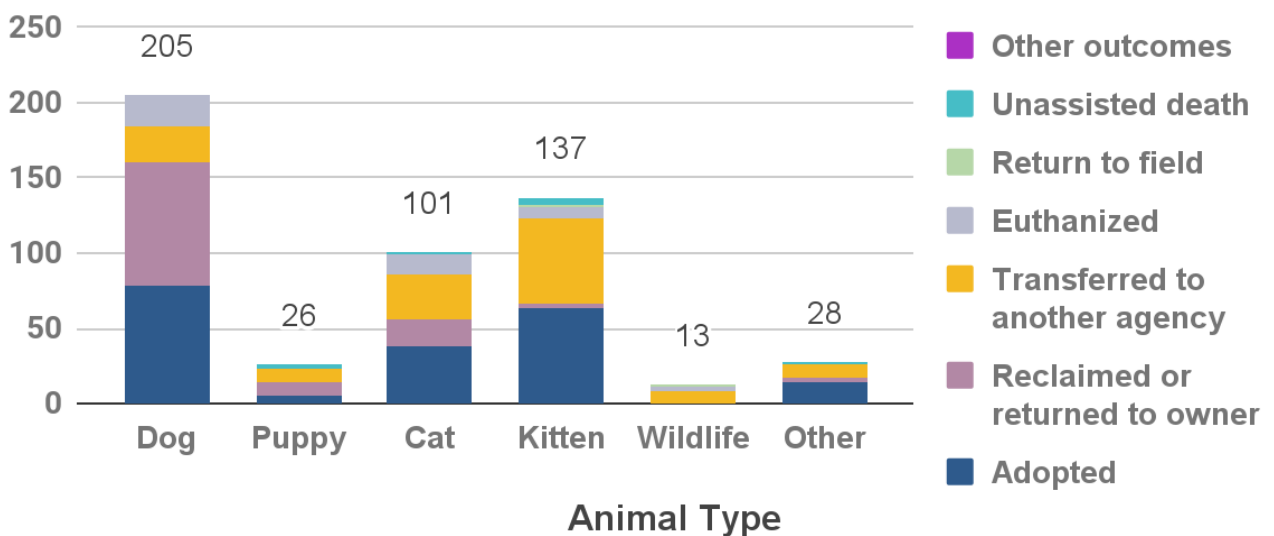




## Animal Outcomes (continued)

Outcome Type	Dog	Puppy	Cat	Kitten	Wildlife	Other	Total
Adopted	79	6	38	63	0	15	201
Reclaimed/returned to owner	81	9	18	3	0	3	114
Transferred to another agency	24	8	30	57	8	8	135
Euthanized	21	1	13	8	4	1	48
Return to field	0	0	1	1	1	0	3
Unassisted death	0	2	1	5	0	1	9
Other outcomes	0	0	0	0	0	0	0
<b>Total</b>	<b>205</b>	<b>26</b>	<b>101</b>	<b>137</b>	<b>13</b>	<b>28</b>	<b>510</b>

### Animal Outcomes by Type and Circumstance





## Volunteers

Volunteer Roles	Hours
Foster <i>(all animals)</i>	4,281
Dogs	183
Cats & Kittens	85
Transport	21
Other <i>(Office, laundry, info desk, reserve officer, rabbit enrichment, grooming)</i>	184
<b>Total</b>	<b>4,754</b>

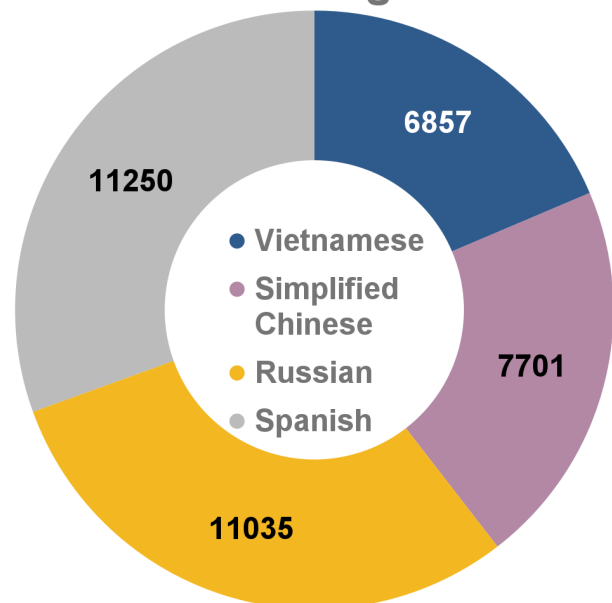
The majority of volunteer hours in October were recorded by foster volunteers. Dog volunteers assisted with potty-walks, cat volunteers increased activity, transport volunteers and office volunteers also assisted with administrative tasks, including a team posting found animal profiles to [social media](#).

## Online Resources

Many services provided by MCAS are accessible online, at multcopets.org. Members of the public can search for adoptable or lost / found pets, license their pets, and learn about other resources and news. MCAS website pages are translated into four languages.

	Page Views
Adoptable Pets	72,027
Lost & Found Pets	44,513
Home Page Visits	36,696
Licensing Resources	10,551
News & Updates	5,887
Low-Cost Services	4,286
Kitten Resources	659
Field Services	5,261
Volunteering	1,178
Other Pages	40,181
<b>Total</b>	<b>221,239</b>

### Translated Page Visits





## Field Services

Field Services officers responded to Seven-hundred-fourteen (714) urgent needs of community members and their pets, investigated cases of potential cruelty or neglect, bites, and picked up stray, injured, abandoned, potentially dangerous, or deceased animals. Officers also responded to non-urgent calls such as barking dogs, animal trespass, and other community issues.

Dispatch Category	Count	Percentage
Deceased Animal Pickup	60	8%
Stray Animal	149	21%
Suspected Cruelty / Neglect	128	18%
Loose aggressive animal ( <i>Animals actively charging, attacking, or chasing people or animals</i> )	91	13%
Bite Investigation	69	10%
Loose nuisance animal	12	2%
Injured Animal	32	4%
Abandoned Animal	36	5%
Animal Placed in Protective Custody	30	4%
Other	107	15%
<b>Total</b>	<b>714</b>	<b>100%</b>

## Pet Licensing

MCAS issued 1,924 total new or renewed licenses in October.

Type	Cats	Dogs	Total
Licenses Issued	628	1,296	<b>1,924</b>