



Summary

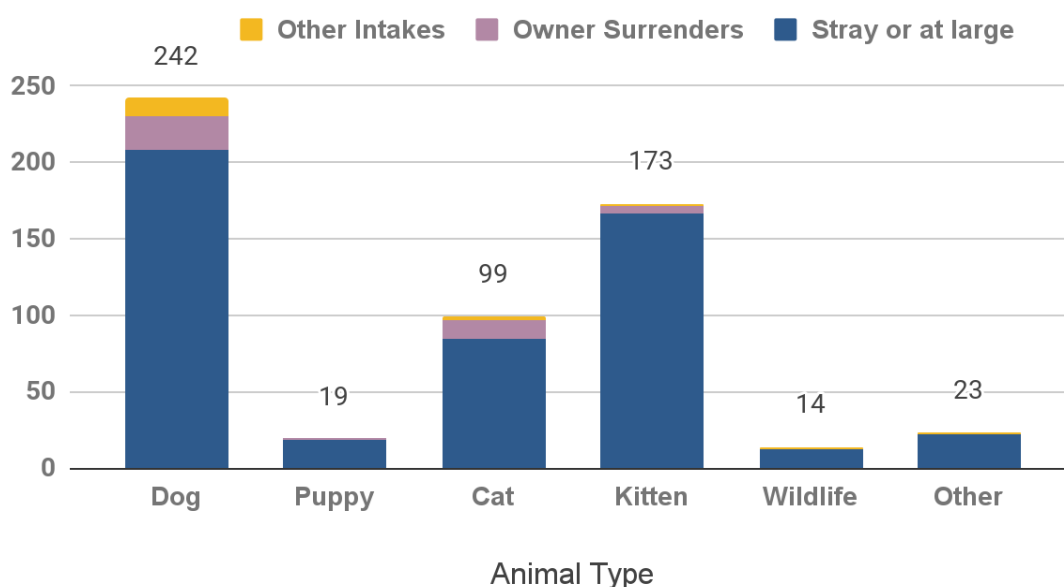
During September 2022, Services and shelter access were limited. Adoptions were conducted virtually.

Animal Intake

MCAS accepted stray dogs, sick or injured adult cats, kittens 6 weeks to 6 months old, and officers also picked up stray or lost animals. Owner-surrendered animals were accepted on a case by case basis, depending on urgent circumstances. Other intakes commonly represent animals placed into protective custody by Animal Services officers.

Intake Type	Dog	Puppy	Cat	Kitten	Wildlife	Other	Total
Stray or at large	208	18	85	167	12	22	512
Owner Surrenders	22	1	12	4	0	0	39
Other Intakes	12	0	2	2	2	1	19
Total Live Intake	242	19	99	173	14	23	570

Animal Intake by Type and Circumstance





Veterinary Care Provided

Animal Health and Animal Care staff provided a wide range of veterinary services to animals in care.

To keep animals healthy, Animal Health staff, and partner veterinarians in the community administered 1,347 vaccinations, including rabies, [DA2PP](#) and Bordetella for dogs and puppies, and [FVRCP](#) for cats and kittens.



They provided 1,502 health exams and consultations, including routine exams, wound checks, pre-surgery checkups, behavior assessments, and reviewing test results or diagnoses with foster volunteers.



Veterinary Service	Cats	Kittens	Dogs	Puppies	Other	Total
Health Exams & Consults	360	519	530	39	54	1,502
Spay & Neuter Surgeries	26	74	32	7	14	153
Medications Administered	1,027	1,532	2,065	65	67	4,756
Tests & Diagnostics	4	19	0	0	0	23
Vaccinations	316	239	726	56	10	1,347
Other Vet Treatments	127	586	402	63	27	1,205
Total Services	1,860	2,969	3,755	230	172	8,986

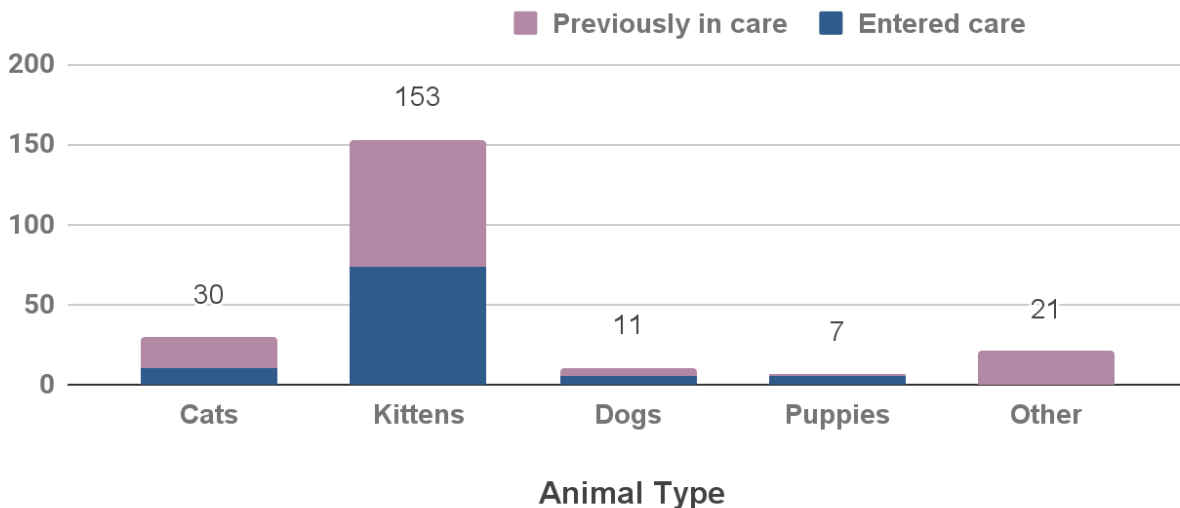


Fostered Animals

In September 2022, the majority of animals in foster care were kittens, adult cats, rabbits, and dogs. Many animals entered and left foster care over the course of the month, so the total number does not represent the maximum number of animals in care at one time.

Animal type	Entered care	Previously in care	Total in foster care	Returned from care
Cats	10	20	30	11
Kittens	73	80	153	84
Dogs	5	6	11	6
Puppies	6	1	7	6
Other	0	21	21	17
Total	94	128	222	124

Animals in Foster Care





Animal Outcomes

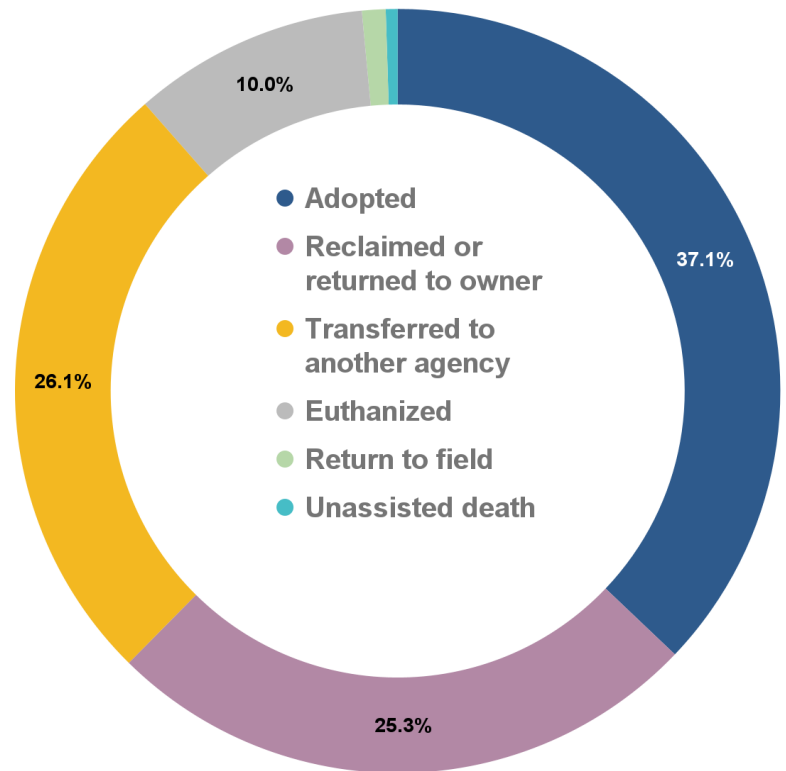
In September 2022, two-hundred-twenty-three animals (37.1%) were adopted. Adoption fees were waived, limited to the online process, and adopters were not able to browse kennels or conduct adoption interviews on-site. Adoptions were also performed from community adoption partners, and foster homes.

One-hundred-fifty-two animals (25.3%) were reclaimed by their owners. The majority of animals represented in these outcomes were dogs.

One-hundred-fifty-seven animals (26.1%) were transferred to another agency. The majority of these animals were kittens, cats, dogs, and rabbits.

Sixty animals (10%) were humanely euthanized, including cases of injured wildlife, injured or severely sick cats, and other domestic animals at the recommendation of a veterinarian, or for behavioral issues which would make an animal unsafe to place back into the community. [Cat intake is officially limited to cases where the cat is sick or injured, or in immediate danger due to cruelty, neglect, and similar circumstances](#), and kittens over six weeks old. There is decreased intake volume for cats, and an increased percentage of veterinary-recommended euthanasia for adult cats due to these intake conditions.

Six kittens (1%) were returned to the field at the location where they were found. Three kittens (0.5%) had unassisted deaths while in care.

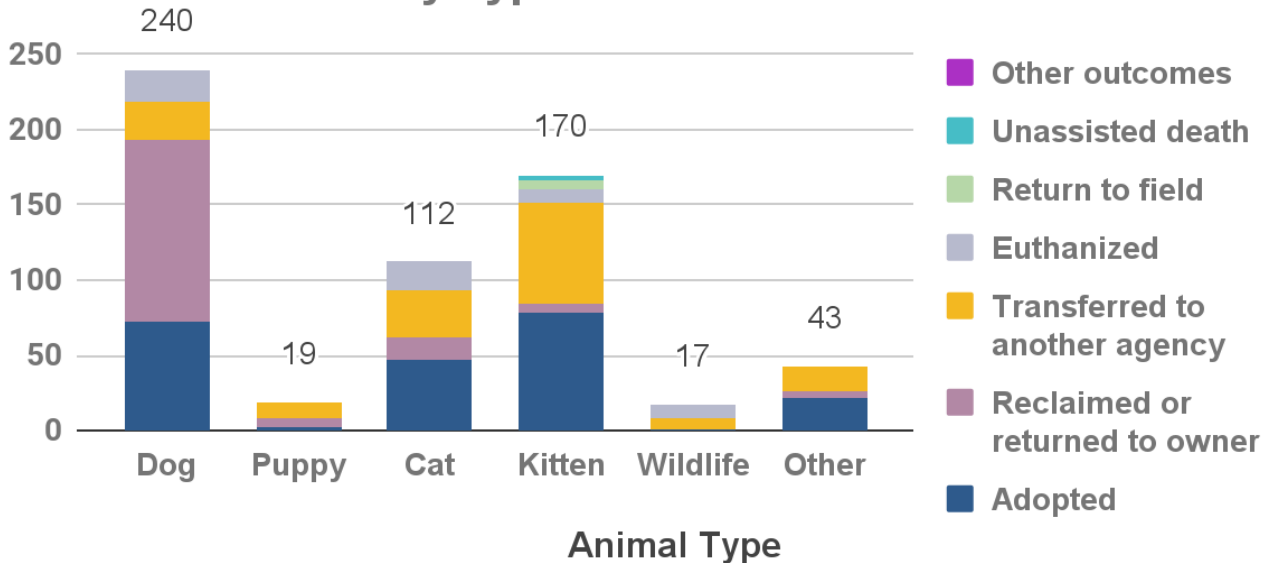




Animal Outcomes (continued)

Outcome Type	Dog	Puppy	Cat	Kitten	Wildlife	Other	Total
Adopted	72	3	47	78	1	22	223
Reclaimed/returned to owner	121	5	15	6	0	5	152
Transferred to another agency	26	11	31	67	7	15	157
Euthanized	21	0	19	10	9	1	60
Return to field	0	0	0	6	0	0	6
Unassisted death	0	0	0	3	0	0	3
Other outcomes	0	0	0	0	0	0	0
Total	240	19	112	170	17	43	601

Animal Outcomes by Type and Circumstance





Volunteers

Volunteer Roles	Hours
Foster <i>(all animals)</i>	4,041
Dogs	215
Cats & Kittens	51
Transport	9
Other <i>(Office, laundry, info desk, reserve officer, rabbit enrichment, grooming)</i>	165
Total	4,481

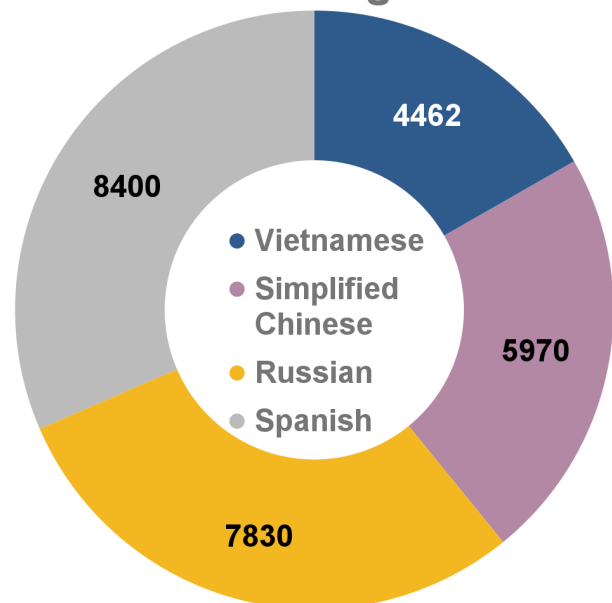
The majority of volunteer hours in September were recorded by foster volunteers. Dog volunteers assisted with potty-walks, cat volunteers increased activity, transport volunteers and office volunteers also assisted with administrative tasks, including a team posting found animal profiles to [social media](#).

Online Resources

Many services provided by MCAS are accessible online, at multcopets.org. Members of the public can search for adoptable or lost / found pets, license their pets, and learn about other resources and news. MCAS website pages are translated into four languages.

Page Category	Page Views
Adoptable Pets	78,294
Lost & Found Pets	43,977
Home Page Visits	39,776
Licensing Resources	11,568
News & Updates	8,707
Low-Cost Services	4,259
Kitten Resources	899
Field Services	6,775
Volunteering	1,594
Other Pages	34,409
Total	230,258

Translated Page Visits





Field Services

Field Services officers responded to Seven-hundred-sixty-four (764) urgent needs of community members and their pets, investigated cases of potential cruelty or neglect, bites, and picked up stray, injured, abandoned, potentially dangerous, or deceased animals. Officers also responded to non-urgent calls such as barking dogs, animal trespass, and other community issues.

Dispatch Category	Count	Percentage
Deceased Animal Pickup	102	13%
Stray Animal	127	17%
Suspected Cruelty / Neglect	155	20%
Loose aggressive animal (<i>Animals actively charging, attacking, or chasing people or animals</i>)	63	8%
Bite Investigation	83	11%
Loose nuisance animal	23	3%
Injured Animal	32	4%
Abandoned Animal	32	4%
Animal Placed in Protective Custody	21	3%
Other	126	16%
Total	764	100%

Pet Licensing

MCAS issued 1,959 total new or renewed licenses in September.

Type	Cats	Dogs	Total
Licenses Issued	570	1,389	1,959