



## Summary

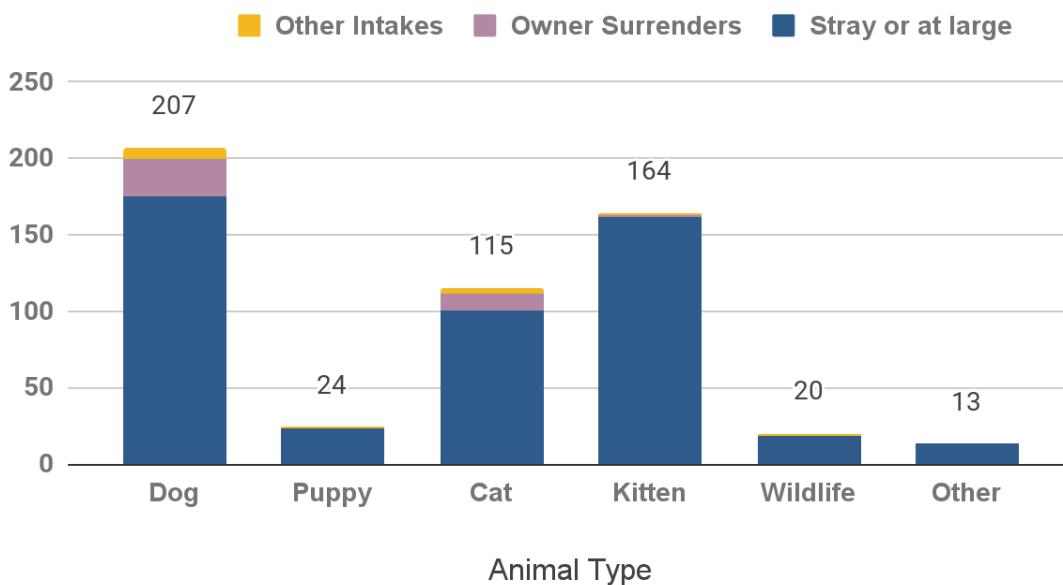
During August 2022, Services and shelter access were limited. Adoptions were conducted virtually.

## Animal Intake

MCAS accepted stray dogs, sick or injured adult cats, kittens 6 weeks to 6 months old, and officers also picked up stray or lost animals. Owner-surrendered animals were accepted on a case by case basis, depending on urgent circumstances. Other intakes commonly represent animals placed into protective custody by Animal Services officers.

Intake Type	Dog	Puppy	Cat	Kitten	Wildlife	Other	Total
Stray or at large	175	23	101	162	18	13	<b>492</b>
Owner Surrenders	24	0	11	1	0	0	<b>36</b>
Other Intakes	8	1	3	1	2	0	<b>15</b>
<b>Total Live Intake</b>	<b>207</b>	<b>24</b>	<b>115</b>	<b>164</b>	<b>20</b>	<b>13</b>	<b>543</b>

### Animal Intake by Type and Circumstance





## Veterinary Care Provided

Animal Health and Animal Care staff provided a wide range of veterinary services to animals in care.

To keep animals healthy, Animal Health staff, and partner veterinarians in the community administered 1,192 vaccinations, including rabies, [DA2PP](#) and Bordetella for dogs and puppies, and [FVRCP](#) for cats and kittens.



They provided 1,488 health exams and consultations, including routine exams, wound checks, pre-surgery checkups, behavior assessments, and reviewing test results or diagnoses with foster volunteers.



<b>Veterinary Service</b>	<b>Cats</b>	<b>Kittens</b>	<b>Dogs</b>	<b>Puppies</b>	<b>Other</b>	<b>Total</b>
Health Exams & Consults	427	441	512	48	60	1,488
Spay & Neuter Surgeries	40	77	42	5	12	176
Medications Administered	1,117	997	2,661	185	78	5,038
Tests & Diagnostics	10	25	0	1	0	36
Vaccinations	314	220	583	61	14	1,192
Other Vet Treatments	168	594	372	66	26	1,226
<b>Total Services</b>	<b>2,076</b>	<b>2,354</b>	<b>4,170</b>	<b>366</b>	<b>190</b>	<b>9,156</b>

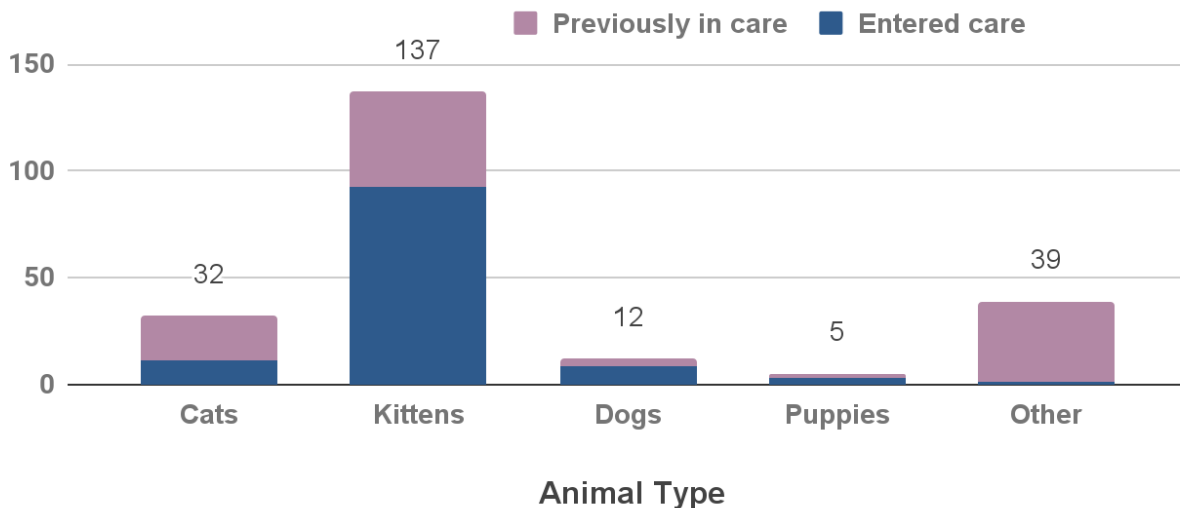


## Fostered Animals

In August 2022, the majority of animals in foster care were kittens, adult cats, rabbits, and dogs. Many animals entered and left foster care over the course of the month, so the total number does not represent the maximum number of animals in care at one time.

Animal type	Entered care	Previously in care	Total in foster care	Returned from care
Cats	11	21	32	14
Kittens	93	44	137	67
Dogs	9	3	12	6
Puppies	3	2	5	4
Other	1	38	39	18
<b>Total</b>	<b>117</b>	<b>108</b>	<b>225</b>	<b>109</b>

### Animals in Foster Care





## Animal Outcomes

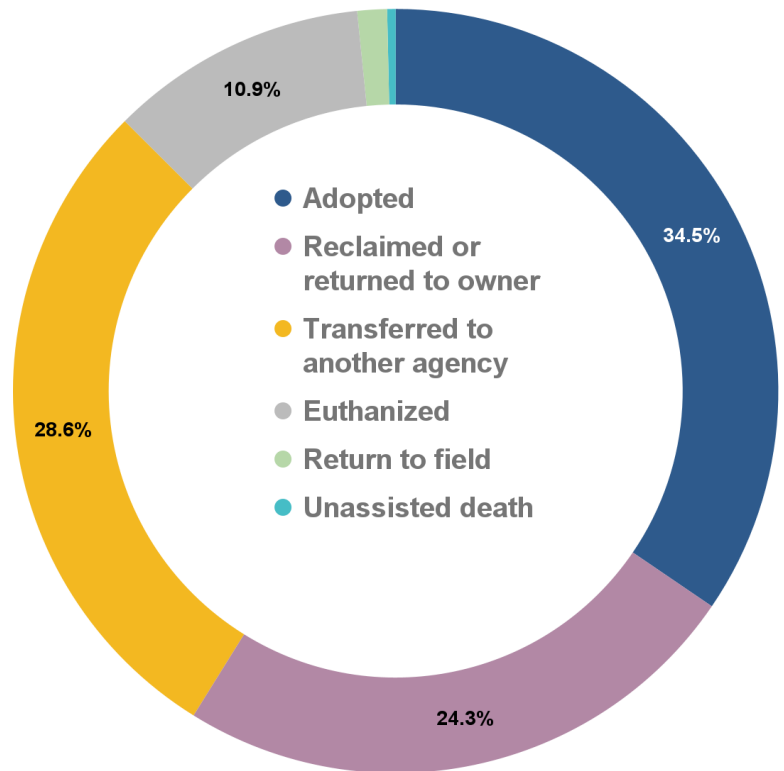
In August 2022, one-hundred-ninety-three animals (34.5%) were adopted. Adoptions were limited to the online process, and adopters were not able to browse kennels or conduct adoption interviews on-site. Adoptions were also performed from community adoption partners, and foster homes.

One-hundred-thirty-six animals (24.3%) were reclaimed by their owners. The majority of animals represented in these outcomes were dogs.

One-hundred-sixty animals (28.6%) were transferred to another agency, including Oregon Humane Society, Cat Adoption Team, Rabbit Advocates, and Northwest Animal Companions. The majority of these animals were kittens, cats, dogs, and rabbits.

Sixty-one animals (10.9%) were humanely euthanized, including cases of injured wildlife, injured or severely sick cats, and other domestic animals at the recommendation of a veterinarian, or for behavioral issues which would make an animal unsafe to place back into the community. [Cat intake is officially limited to cases where the cat is sick or injured, or in immediate danger due to cruelty, neglect, and similar circumstances](#), and kittens over six weeks old. There is decreased intake volume for cats, and an increased percentage of veterinary-recommended euthanasia for adult cats due to these intake conditions.

Seven cats (1.3%) were returned to the field at the location where they were found. Two cats (0.4%) had unassisted deaths while in care.

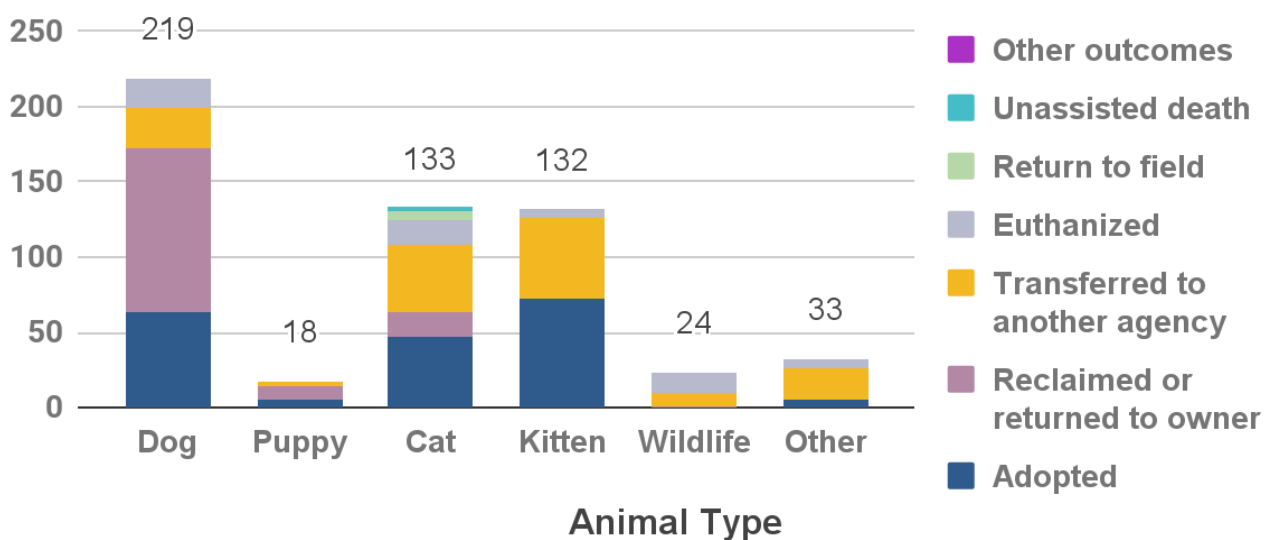




## Animal Outcomes (continued)

Outcome Type	Dog	Puppy	Cat	Kitten	Wildlife	Other	Total
Adopted	63	6	47	72	0	5	<b>193</b>
Reclaimed/returned to owner	109	8	17	0	1	1	<b>136</b>
Transferred to another agency	27	4	45	54	9	21	<b>160</b>
Euthanized	20	0	15	6	14	6	<b>61</b>
Return to field	0	0	7	0	0	0	<b>7</b>
Unassisted death	0	0	2	0	0	0	<b>2</b>
Other outcomes	0	0	0	0	0	0	<b>0</b>
<b>Total</b>	<b>219</b>	<b>18</b>	<b>133</b>	<b>132</b>	<b>24</b>	<b>33</b>	<b>559</b>

**Animal Outcomes by Type and Circumstance**





## Volunteers

Volunteer Roles	Hours
Foster <i>(all animals)</i>	3,657
Dogs	206
Cats & Kittens	64
Transport	20
Other <i>(Office, laundry, info desk, reserve officer, rabbit enrichment, grooming)</i>	149
<b>Total</b>	<b>4,095</b>

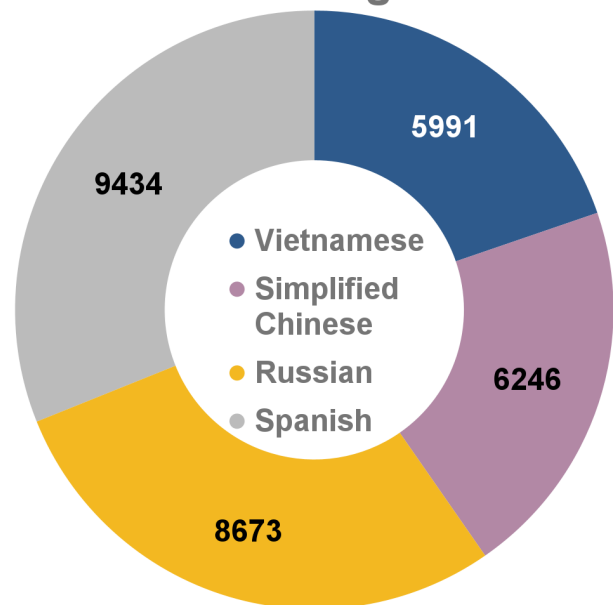
The majority of volunteer hours in August were recorded by foster volunteers. Dog volunteers assisted with potty-walks, cat volunteers increased activity, transport volunteers and office volunteers also assisted with administrative tasks, including a team posting found animal profiles to social media.

## Online Resources

Many services provided by MCAS are accessible online, at multcopets.org. Members of the public can search for adoptable or lost / found pets, license their pets, and learn about other resources and news. MCAS website pages are translated into four languages.

Page Category	Page Views
Adoptable Pets	71,158
Lost & Found Pets	47,458
Home Page Visits	33,401
Licensing Resources	11,079
News & Updates	7,317
Low-Cost Services	3,832
Kitten Resources	710
Field Services	5,828
Volunteering	1,188
Other Pages	40,753
<b>Total</b>	<b>222,724</b>

Translated Page Visits





## Field Services

Field Services officers responded to Seven-hundred-twenty-four (724) urgent needs of community members and their pets, investigated cases of potential cruelty or neglect, bites, and picked up stray, injured, abandoned, potentially dangerous, or deceased animals. Officers also responded to non-urgent calls such as barking dogs, animal trespass, and other community issues.

Dispatch Category	Count	Percentage
Deceased Animal Pickup	66	9%
Stray Animal	141	19%
Suspected Cruelty / Neglect	166	23%
Loose aggressive animal ( <i>Animals actively charging, attacking, or chasing people or animals</i> )	71	10%
Bite Investigation	87	12%
Loose nuisance animal	14	2%
Injured Animal	24	3%
Abandoned Animal	23	3%
Animal Placed in Protective Custody	26	4%
Other	106	15%
<b>Total</b>	<b>724</b>	<b>100%</b>

## Pet Licensing

MCAS issued 1,952 total new or renewed licenses in August.

Type	Cats	Dogs	Total
Licenses Issued	586	1,366	1,952