



## Summary

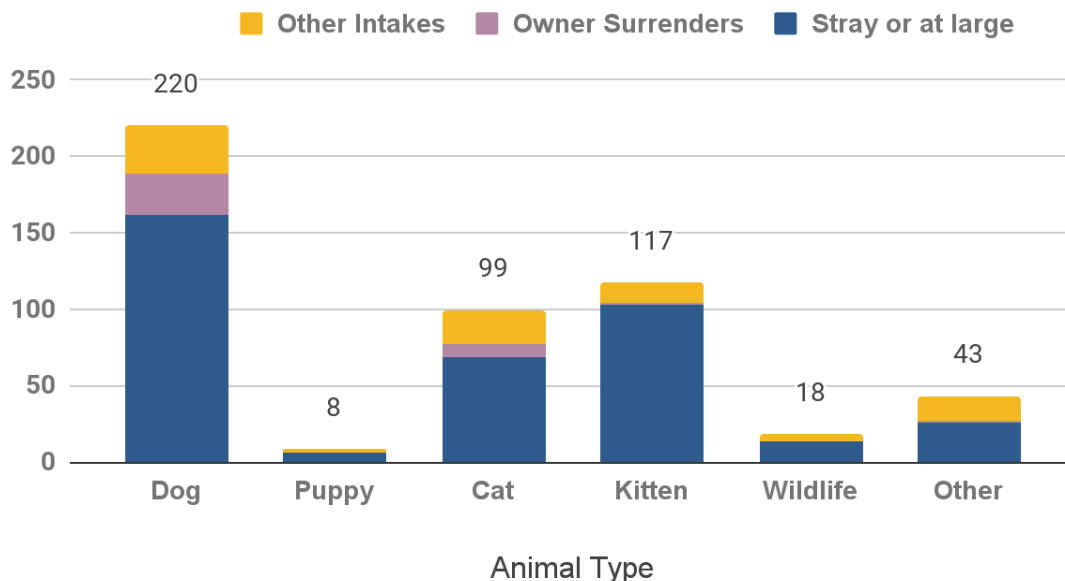
During June 2022, in response to staff shortages, and in an effort to reduce shelter population, MCAS held a waived-fee adoption event, and later waived adoption fees throughout the month. Services and shelter access were limited.

## Animal Intake

MCAS accepted stray dogs, sick or injured adult cats, kittens 6 weeks to 6 months old, and officers also picked up stray or lost animals. Owner-surrendered animals were accepted on a case by case basis, depending on urgent circumstances. Other intakes commonly represent animals placed into protective custody by Animal Services officers.

Intake Type	Dog	Puppy	Cat	Kitten	Wildlife	Other	Total
Stray or at large	162	6	68	103	13	26	<b>378</b>
Owner Surrenders	27	0	9	1	0	1	<b>38</b>
Other Intakes	31	2	22	13	5	16	<b>89</b>
<b>Total Live Intake</b>	<b>220</b>	<b>8</b>	<b>99</b>	<b>117</b>	<b>18</b>	<b>43</b>	<b>505</b>

Animal Intake by Type and Circumstance





## Veterinary Care Provided

Animal Health and Animal Care staff provided a wide range of veterinary services to animals in care.

To keep animals healthy, Animal Health staff, and partner veterinarians in the community administered 1,313 vaccinations, including rabies, [DA2PP](#) and Bordetella for dogs and puppies, and [FVRCP](#) for cats and kittens.



They provided 1,273 health exams and consultations, including routine exams, wound checks, pre-surgery checkups, behavior assessments, and reviewing test results or diagnoses with foster volunteers.



<b>Veterinary Service</b>	<b>Cats</b>	<b>Kittens</b>	<b>Dogs</b>	<b>Puppies</b>	<b>Other</b>	<b>Total</b>
Health Exams & Consults	317	351	471	13	121	1,273
Spay & Neuter Surgeries	26	48	32	2	21	129
Medications Administered	45	38	14	0	3	100
Tests & Diagnostics	7	6	0	0	0	13
Vaccinations	328	197	717	32	39	1,313
Other Vet Treatments	133	478	371	35	39	1,056
<b>Total Services</b>	<b>856</b>	<b>1,118</b>	<b>1,605</b>	<b>82</b>	<b>223</b>	<b>3,884</b>

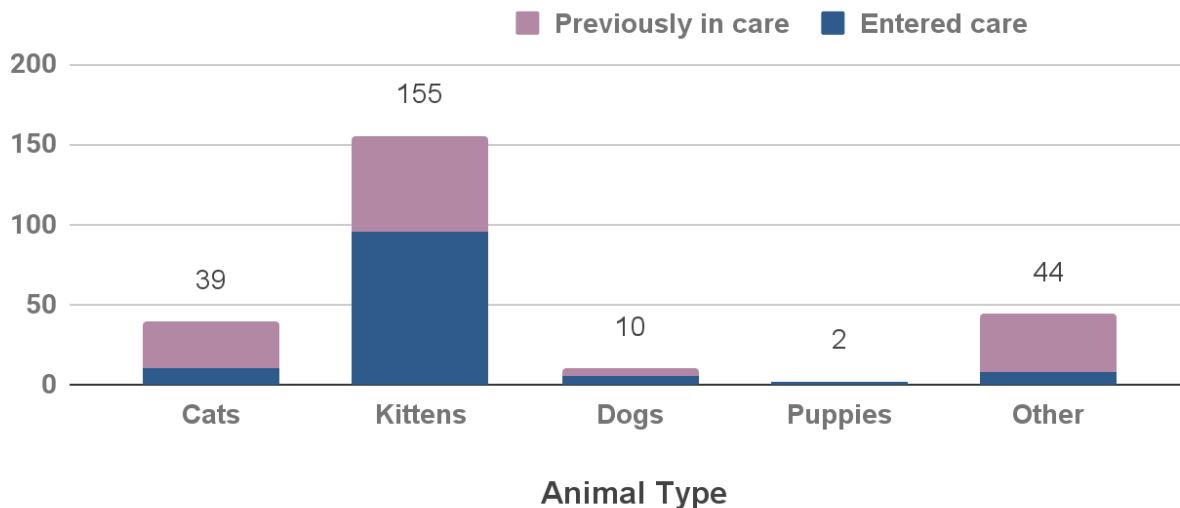


## Fostered Animals

In June 2022, the majority of animals in foster care were kittens, adult cats, dogs, and rabbits. Many animals entered and left foster care over the course of the month, so the total number does not represent the maximum number of animals in care at one time.

Animal type	Entered care	Previously in care	Total in foster care	Returned from care
Cats	11	28	39	13
Kittens	95	60	155	72
Dogs	6	4	10	6
Puppies	2	0	2	1
Other	8	36	44	5
<b>Total</b>	<b>122</b>	<b>128</b>	<b>250</b>	<b>97</b>

### Animals in Foster Care





## Animal Outcomes

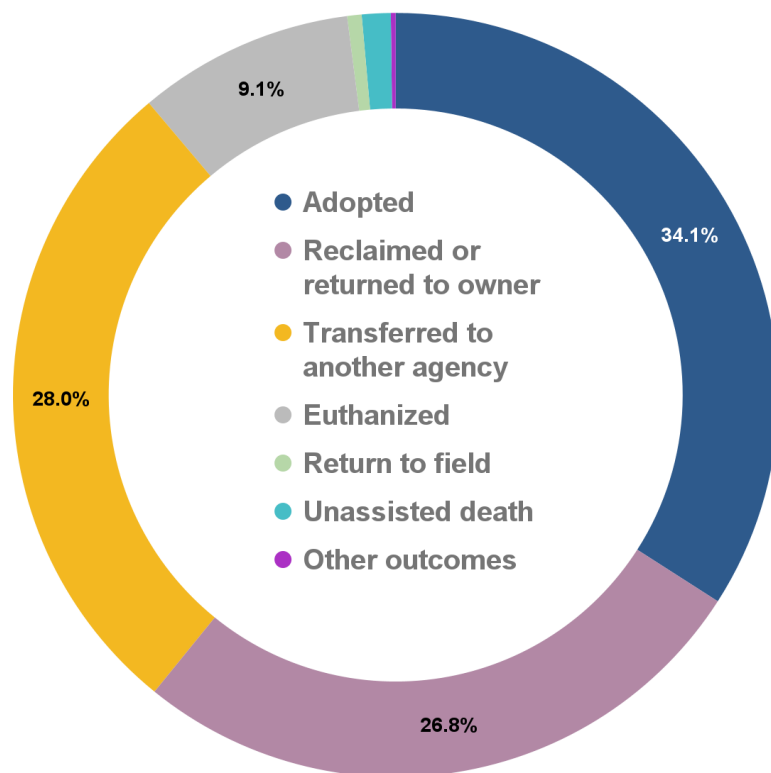
In June 2022, one-hundred-sixty-eight animals (34.1%) were adopted. With the exception of a two day adoption event, adoptions were limited to the online process, and adopters were not able to browse kennels or conduct adoption interviews on-site. Adoptions were also performed from community adoption partners, and foster homes.

One-hundred-thirty-two animals (26.8%) were reclaimed by their owners. The majority of animals represented in these outcomes were dogs.

One-hundred-thirty-eight (28%) were transferred to another agency, including Oregon Humane Society, Cat Adoption Team, Rabbit Advocates, and Northwest Animal Companions. The majority of these animals were kittens, dogs, cats, and rabbits.

Forty-five animals (9.1%) were humanely euthanized, including cases of injured wildlife, injured or severely sick cats, and other domestic animals at the recommendation of a veterinarian, or for behavioral issues which would make an animal unsafe to place back into the community. [Cat intake is officially limited to cases where the cat is sick or injured, or in immediate danger due to cruelty, neglect, and similar circumstances](#), and kittens over six weeks old. There is decreased intake volume for cats, and an increased percentage of veterinary-recommended euthanasia for adult cats due to these intake conditions.

One cat and two wild birds (0.6%) were returned to the field at the location where they were found. Four kittens, a rabbit, and a squirrel (1.2%) had unassisted deaths while in care. One cat (0.2%) was lost while in care.

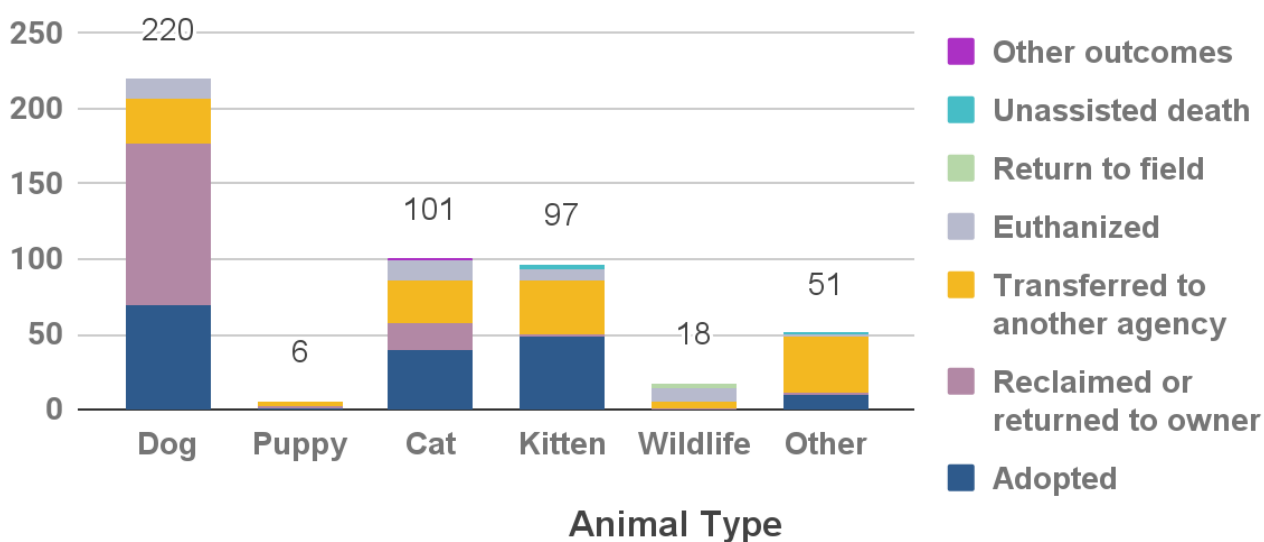




## Animal Outcomes (continued)

Outcome Type	Dog	Puppy	Cat	Kitten	Wildlife	Other	Total
Adopted	69	1	40	48	0	10	168
Reclaimed/returned to owner	108	2	18	2	1	1	132
Transferred to another agency	30	3	28	36	4	37	138
Euthanized	13	0	13	7	10	2	45
Return to field	0	0	1	0	2	0	3
Unassisted death	0	0	0	4	1	1	6
Other outcomes	0	0	1	0	0	0	1
<b>Total</b>	<b>220</b>	<b>6</b>	<b>101</b>	<b>97</b>	<b>18</b>	<b>51</b>	<b>493</b>

### Animal Outcomes by Type and Circumstance





## Volunteers

Volunteer Roles	Hours
Foster <i>(all animals)</i>	4,080
Dogs	151
Cats & Kittens	62
Transport	47
Other <i>(Office, laundry, info desk, reserve officer, rabbit enrichment, grooming)</i>	182
<b>Total</b>	<b>4,522</b>

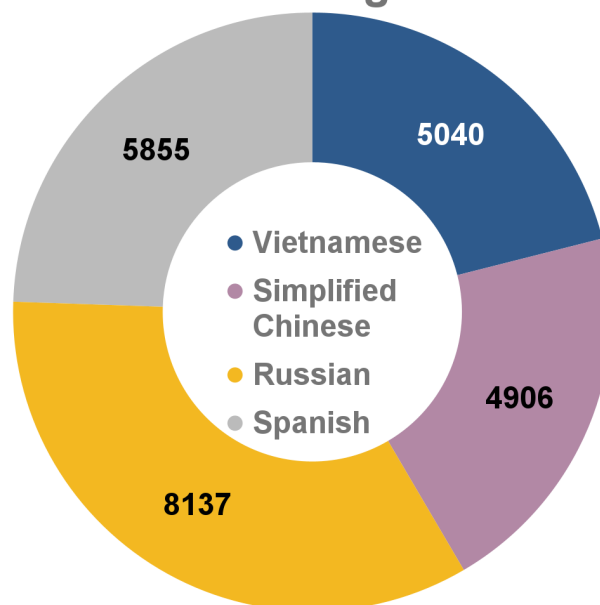
The majority of volunteer hours in June were recorded by foster volunteers. Dog volunteers assisted with potty-walks, cat volunteers increased activity, transport volunteers and office volunteers also assisted with administrative tasks, including a team posting found animal profiles to social media.

## Online Resources

Many services provided by MCAS are accessible online, at multcopets.org. Members of the public can search for adoptable or lost / found pets, license their pets, and learn about other resources and news. MCAS website pages are translated into four languages.

Page Category	Page Views
Adoptable Pets	112,564
Lost & Found Pets	45,316
Home Page Visits	54,159
Licensing Resources	14,192
News & Updates	8,004
Low-Cost Services	3,073
Kitten Resources	1,186
Field Services	5,190
Volunteering	1,454
Other Pages	31,465
<b>Total</b>	<b>276,603</b>

### Translated Page Visits





## Field Services

Field Services officers responded to Six-hundred-and-fifty-five (655) urgent needs of community members and their pets, investigated cases of potential cruelty or neglect, bites, and picked up stray, injured, abandoned, potentially dangerous, or deceased animals. Officers also responded to non-urgent calls such as barking dogs, animal trespass, and other community issues.

Dispatch Category	Count	Percentage
Deceased Animal Pickup	66	10%
Stray Animal	121	18%
Suspected Cruelty / Neglect	110	17%
Loose aggressive animal ( <i>Animals actively charging, attacking, or chasing people or animals</i> )	65	10%
Bite Investigation	61	9%
Loose nuisance animal	21	3%
Injured Animal	41	6%
Abandoned Animal	24	4%
Animal Placed in Protective Custody	32	5%
Other	114	17%
<b>Total</b>	<b>655</b>	<b>100%</b>

## Pet Licensing

MCAS issued 2,476 total new or renewed licenses in June.

Type	Cats	Dogs	Total
Licenses Issued	811	1,665	2,476