



## Summary

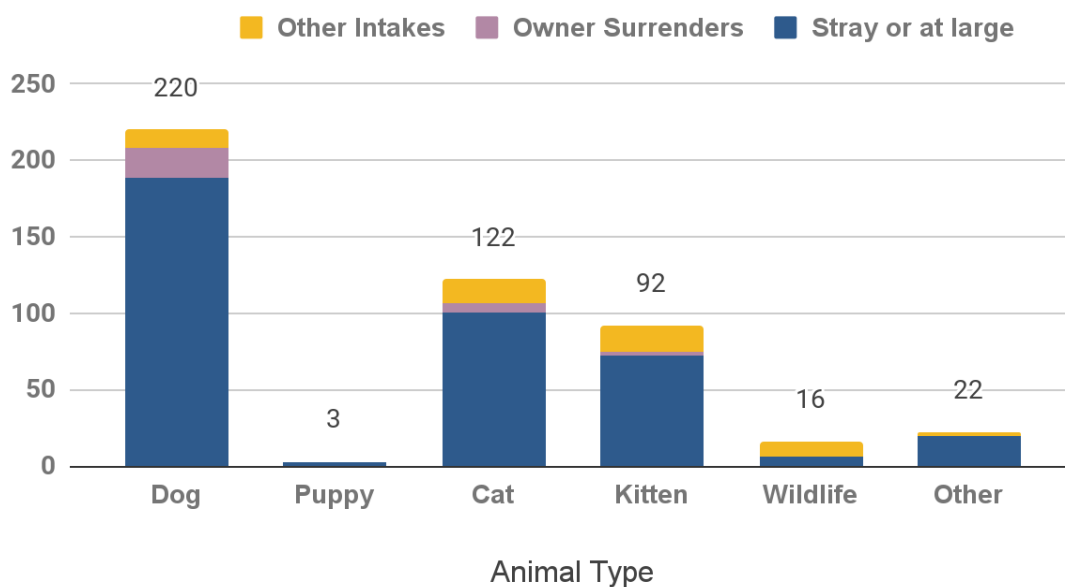
During July 2022, Services and shelter access were limited. Adoptions were conducted virtually.

## Animal Intake

MCAS accepted stray dogs, sick or injured adult cats, kittens 6 weeks to 6 months old, and officers also picked up stray or lost animals. Owner-surrendered animals were accepted on a case by case basis, depending on urgent circumstances. Other intakes commonly represent animals placed into protective custody by Animal Services officers.

Intake Type	Dog	Puppy	Cat	Kitten	Wildlife	Other	Total
Stray or at large	189	3	101	72	6	20	<b>391</b>
Owner Surrenders	19	0	5	3	0	0	<b>27</b>
Other Intakes	12	0	16	17	10	2	<b>57</b>
<b>Total Live Intake</b>	<b>220</b>	<b>3</b>	<b>122</b>	<b>92</b>	<b>16</b>	<b>22</b>	<b>475</b>

### Animal Intake by Type and Circumstance





## Veterinary Care Provided

Animal Health and Animal Care staff provided a wide range of veterinary services to animals in care.

To keep animals healthy, Animal Health staff, and partner veterinarians in the community administered 1,068 vaccinations, including rabies, [DA2PP](#) and Bordetella for dogs and puppies, and [FVRCP](#) for cats and kittens.



They provided 1,240 health exams and consultations, including routine exams, wound checks, pre-surgery checkups, behavior assessments, and reviewing test results or diagnoses with foster volunteers.



Veterinary Service	Cats	Kittens	Dogs	Puppies	Other	Total
Health Exams & Consults	445	279	427	9	80	1,240
Spay & Neuter Surgeries	33	64	21	0	3	121
Medications Administered	77	56	23	0	4	160
Tests & Diagnostics	5	15	1	0	0	21
Vaccinations	302	168	542	16	40	1,068
Other Vet Treatments	157	319	409	21	40	946
<b>Total Services</b>	<b>1,019</b>	<b>901</b>	<b>1,423</b>	<b>46</b>	<b>167</b>	<b>3,556</b>

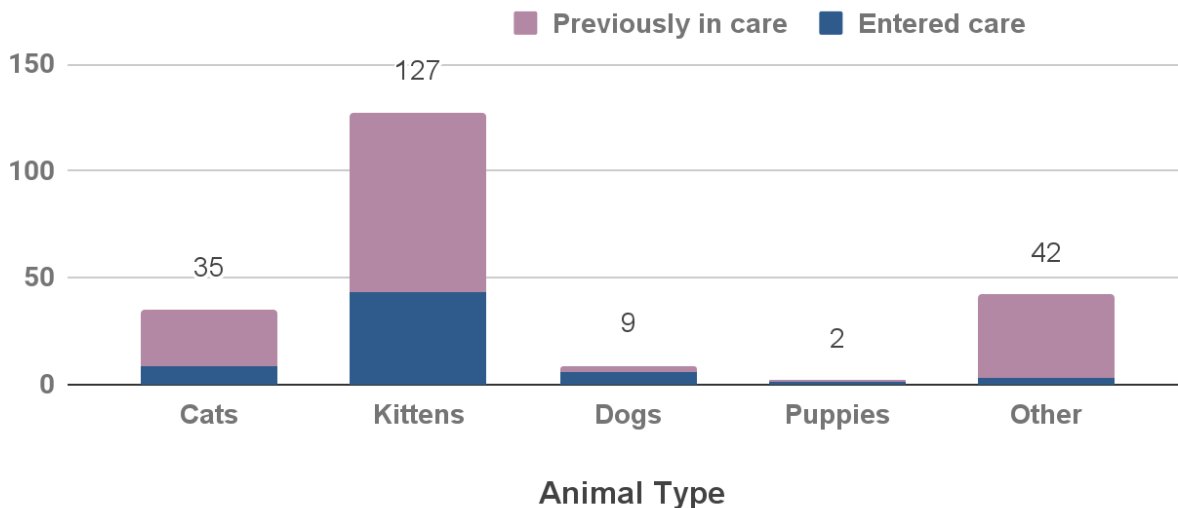


## Fostered Animals

In July 2022, the majority of animals in foster care were kittens, adult cats, dogs, and rabbits. Many animals entered and left foster care over the course of the month, so the total number does not represent the maximum number of animals in care at one time.

Animal type	Entered care	Previously in care	Total in foster care	Returned from care
Cats	9	26	35	13
Kittens	43	84	127	79
Dogs	6	3	9	5
Puppies	1	1	2	
Other	3	39	42	4
<b>Total</b>	<b>62</b>	<b>153</b>	<b>215</b>	<b>101</b>

### Animals in Foster Care





## Animal Outcomes

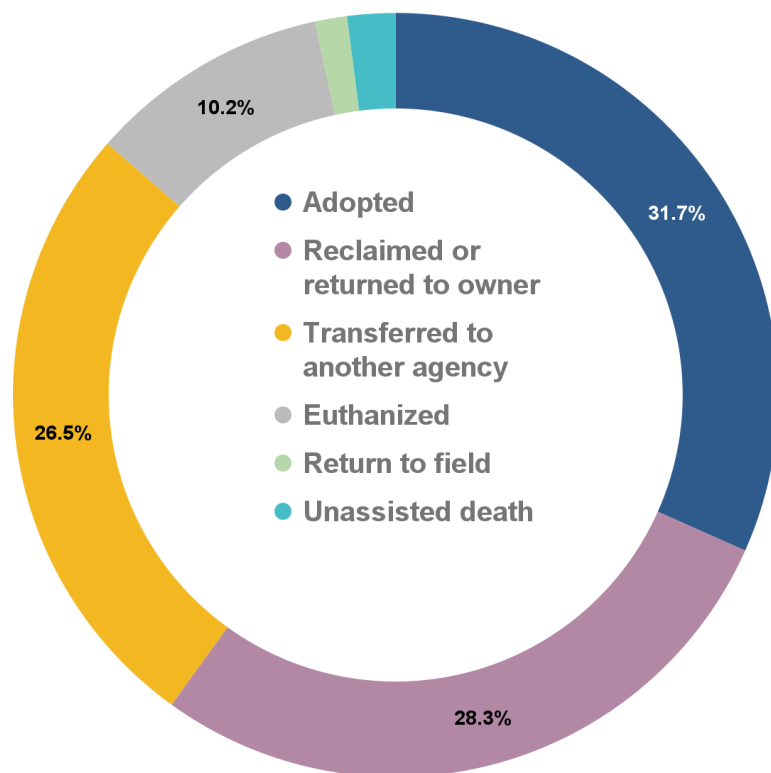
In July 2022, one-hundred-forty animals (31.7%) were adopted. Adoptions were limited to the online process, and adopters were not able to browse kennels or conduct adoption interviews on-site. Adoptions were also performed from community adoption partners, and foster homes.

One-hundred-twenty-five animals (28.3%) were reclaimed by their owners. The majority of animals represented in these outcomes were dogs.

One-hundred-seventeen animals (26.5%) were transferred to another agency, including Oregon Humane Society, Cat Adoption Team, Rabbit Advocates, and Northwest Animal Companions. The majority of these animals were kittens, dogs, cats, and rabbits.

Forty-five animals (10.2%) were humanely euthanized, including cases of injured wildlife, injured or severely sick cats, and other domestic animals at the recommendation of a veterinarian, or for behavioral issues which would make an animal unsafe to place back into the community. [Cat intake is officially limited to cases where the cat is sick or injured, or in immediate danger due to cruelty, neglect, and similar circumstances](#), and kittens over six weeks old. There is decreased intake volume for cats, and an increased percentage of veterinary-recommended euthanasia for adult cats due to these intake conditions.

Six cats (1.4%) were returned to the field at the location where they were found. Three cats, four kittens, and two wildlife (2%) had unassisted deaths while in care.

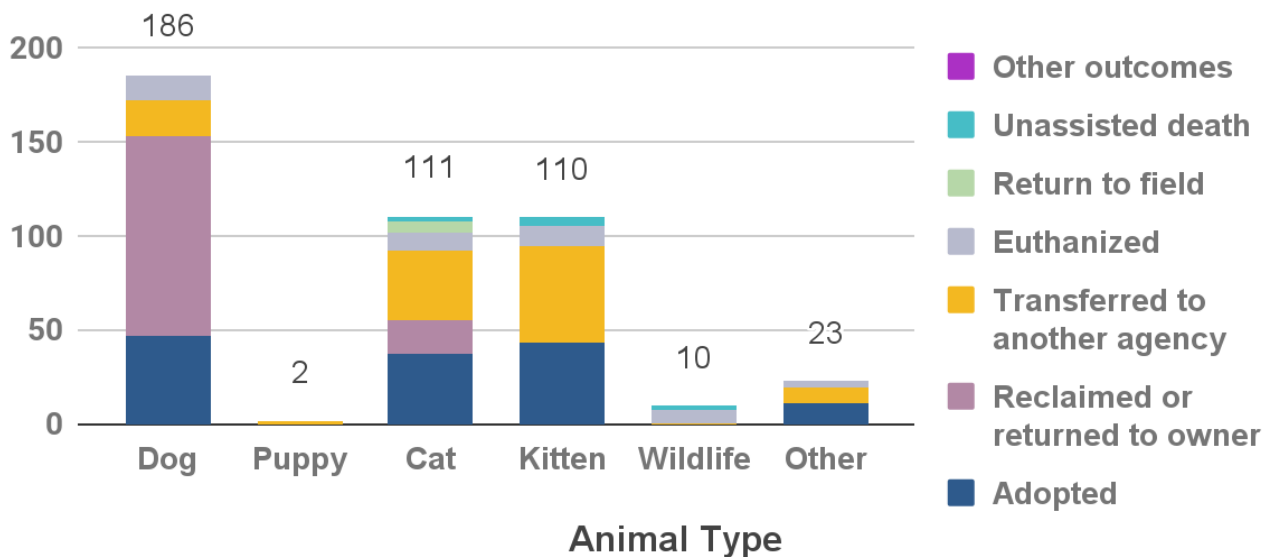




## Animal Outcomes (continued)

Outcome Type	Dog	Puppy	Cat	Kitten	Wildlife	Other	Total
Adopted	47	0	38	44	0	11	140
Reclaimed/returned to owner	106	0	18	0	0	1	125
Transferred to another agency	19	2	36	51	1	8	117
Euthanized	14	0	10	11	7	3	45
Return to field	0	0	6	0	0	0	6
Unassisted death	0	0	3	4	2	0	9
Other outcomes	0	0	0	0	0	0	0
<b>Total</b>	<b>186</b>	<b>2</b>	<b>111</b>	<b>110</b>	<b>10</b>	<b>23</b>	<b>442</b>

Animal Outcomes by Type and Circumstance





## Volunteers

Volunteer Roles	Hours
Foster <i>(all animals)</i>	3,222
Dogs	194
Cats & Kittens	70
Transport	24
Other <i>(Office, laundry, info desk, reserve officer, rabbit enrichment, grooming)</i>	150
<b>Total</b>	<b>3,660</b>

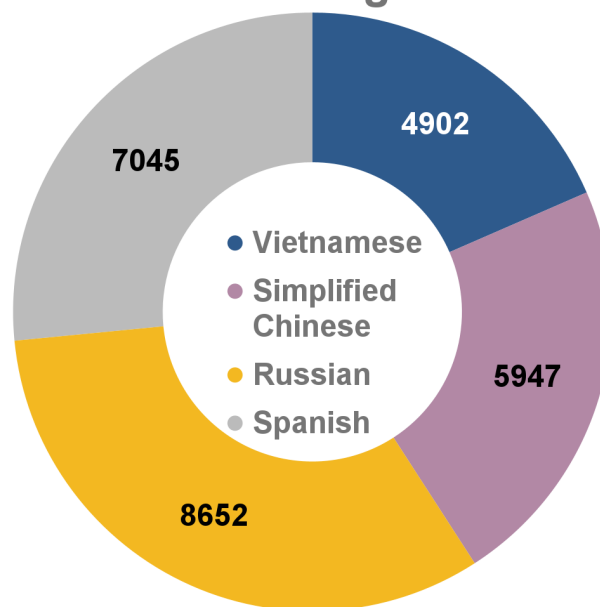
The majority of volunteer hours in July were recorded by foster volunteers. Dog volunteers assisted with potty-walks, cat volunteers increased activity, transport volunteers and office volunteers also assisted with administrative tasks, including a team posting found animal profiles to social media.

## Online Resources

Many services provided by MCAS are accessible online, at multcopets.org. Members of the public can search for adoptable or lost / found pets, license their pets, and learn about other resources and news. MCAS website pages are translated into four languages.

Page Category	Page Views
Adoptable Pets	86,427
Lost & Found Pets	50,697
Home Page Visits	39,144
Licensing Resources	12,111
News & Updates	8,063
Low-Cost Services	3,369
Kitten Resources	935
Field Services	5,078
Volunteering	1,251
Other Pages	36,291
<b>Total</b>	<b>243,366</b>

Translated Page Visits





## Field Services

Field Services officers responded to Eight-hundred-thirty-two (832) urgent needs of community members and their pets, investigated cases of potential cruelty or neglect, bites, and picked up stray, injured, abandoned, potentially dangerous, or deceased animals. Officers also responded to non-urgent calls such as barking dogs, animal trespass, and other community issues.

Dispatch Category	Count	Percentage
Deceased Animal Pickup	114	14%
Stray Animal	146	18%
Suspected Cruelty / Neglect	137	16%
Loose aggressive animal ( <i>Animals actively charging, attacking, or chasing people or animals</i> )	74	9%
Bite Investigation	70	8%
Loose nuisance animal	14	2%
Injured Animal	27	3%
Abandoned Animal	33	4%
Animal Placed in Protective Custody	29	3%
Other	188	23%
<b>Total</b>	<b>832</b>	<b>100%</b>

## Pet Licensing

MCAS issued 2,241 total new or renewed licenses in July.

Type	Cats	Dogs	Total
Licenses Issued	750	1,491	2,241