



Summary

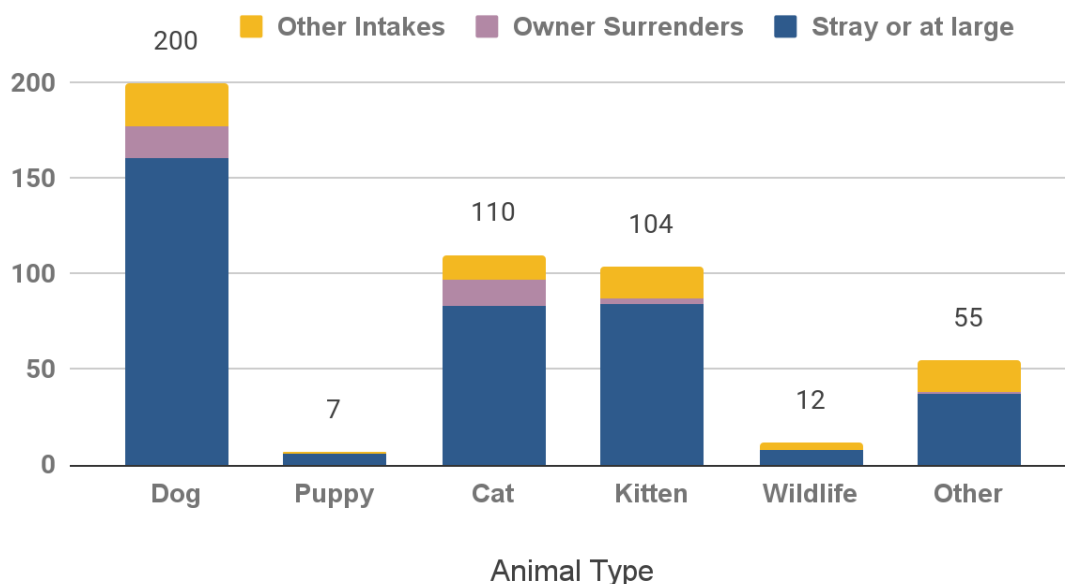
During July 2021, some services suspended during the COVID-19 pandemic resumed, including pet licensing and enforcement, owner surrenders, animal nuisance enforcement, and partial in-shelter volunteer activities. Services and shelter access were limited for May 2022.

Animal Intake

MCAS accepted stray dogs, sick or injured adult cats, kittens 6 weeks to 6 months old, and officers also picked up stray or lost animals. Owner-surrendered animals were accepted on a case by case basis, depending on urgent circumstances. Other intakes commonly represent animals placed into protective custody by Animal Services officers.

Intake Type	Dog	Puppy	Cat	Kitten	Wildlife	Other	Total
Stray or at large	161	6	83	84	8	37	379
Owner Surrenders	16	0	14	3	0	1	34
Other Intakes	23	1	13	17	4	17	75
Total Live Intake	200	7	110	104	12	55	488

Animal Intake by Type and Circumstance





Veterinary Care Provided

Animal Health and Animal Care staff provided a wide range of veterinary services to animals in care.

To keep animals healthy, Animal Health staff, and partner veterinarians in the community administered 1,061 vaccinations, including rabies, [DA2PP](#) and Bordetella for dogs and puppies, and [FVRCP](#) for cats and kittens.



They provided 1,238 health exams and consultations, including routine exams, wound checks, pre-surgery checkups, behavior assessments, and reviewing test results or diagnoses with foster volunteers.



Veterinary Service	Cats	Kittens	Dogs	Puppies	Other	Total
Health Exams & Consults	394	233	438	55	118	1,238
Spay & Neuter Surgeries	30	29	36	13	14	122
Medications Administered	41	12	7	0	3	63
Tests & Diagnostics	5	3	0	2	0	10
Vaccinations	311	123	537	51	39	1,061
Other Vet Treatments	155	344	327	60	49	935
Total Services	936	744	1,345	181	223	3,429

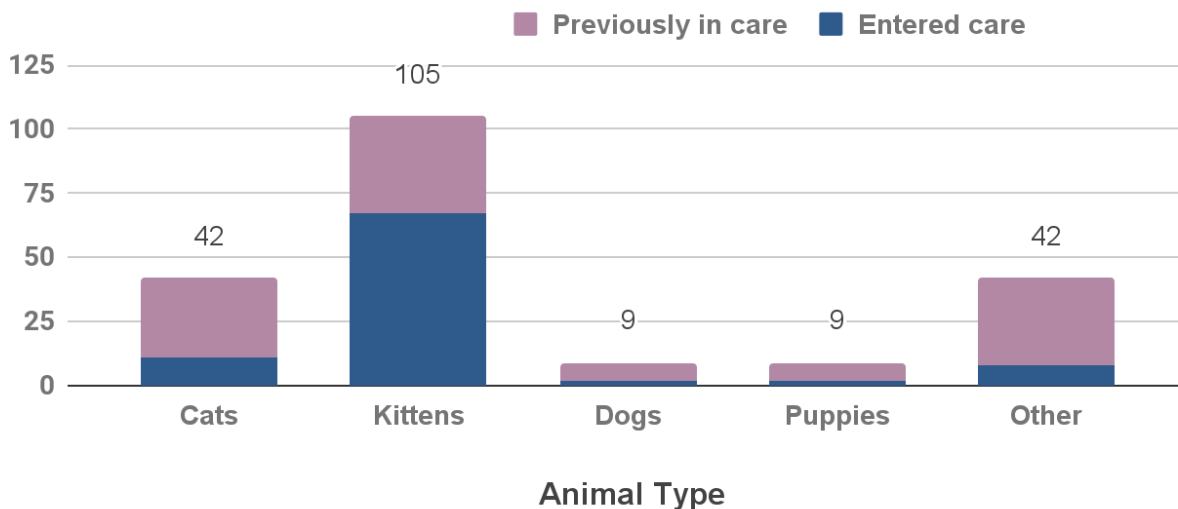


Fostered Animals

In May 2022, ninety (90) animals entered foster care, joining the existing one-hundred-seventeen (117) animals already in care at the beginning of the month. The majority of animals in foster care were kittens, adult cats, and rabbits. MCAS foster volunteers cared for a total of two-hundred-seven (207) foster animals. Eighty-three (83) of these animals left foster care for other outcomes over the course of the month, so the total number does not represent the maximum number of animals in care at one time.

Animal type	Entered care	Previously in care	Total in foster care	Returned from care
Cats	11	31	42	14
Kittens	67	38	105	48
Dogs	2	7	9	6
Puppies	2	7	9	9
Other	8	34	42	6
Total	90	117	207	83

Animals in Foster Care





Animal Outcomes

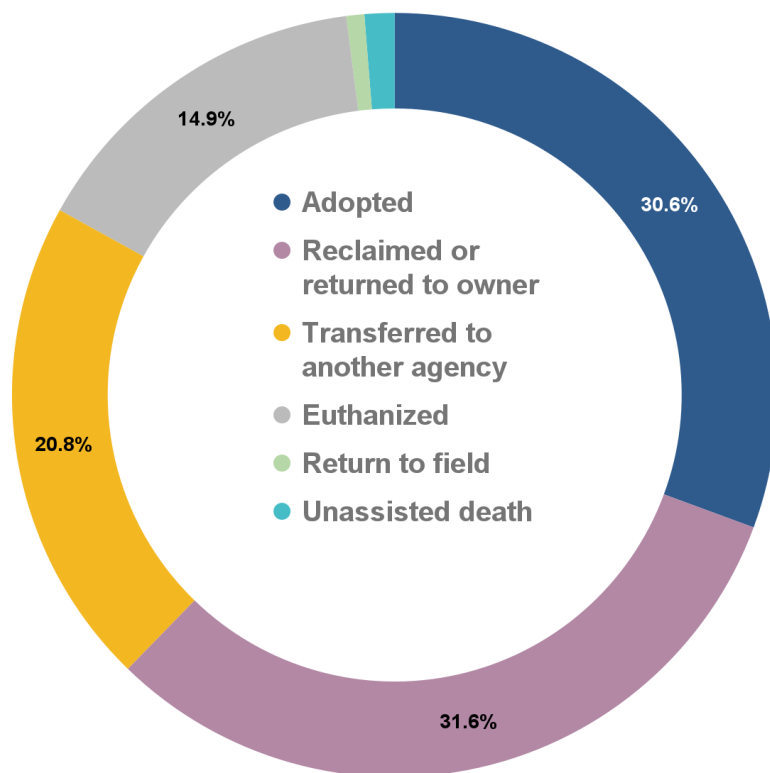
In May 2022, one-hundred-twenty-one animals (30.6%) were adopted. Adoptions were limited to the online process, and adopters were not able to browse kennels or conduct adoption interviews on-site. Adoptions were also performed from community adoption partners, and foster homes.

One-hundred-twenty-five animals (31.6%) were reclaimed by their owners. The majority of animals represented in these outcomes were dogs.

Eighty-two animals (20.8%) were transferred to another agency, including Oregon Humane Society, Cat Adoption Team, Rabbit Advocates, and Northwest Animal Companions. The majority of these animals were cats, dogs, and rabbits.

Fifty-nine animals (14.9%) were humanely euthanized, including cases of injured wildlife, injured or severely sick cats, and other domestic animals at the recommendation of a veterinarian, or for behavioral issues which would make an animal unsafe to place back into the community. [Cat intake is officially limited to cases where the cat is sick or injured, or in immediate danger due to cruelty, neglect, and similar circumstances](#), and kittens over six weeks old. There is decreased intake volume for cats, and an increased percentage of veterinary-recommended euthanasia for adult cats due to these intake conditions.

Three cats (0.8%) were returned to the field at the location where they were found. Four kittens and one rabbit (1.3%) had unassisted deaths while in care.

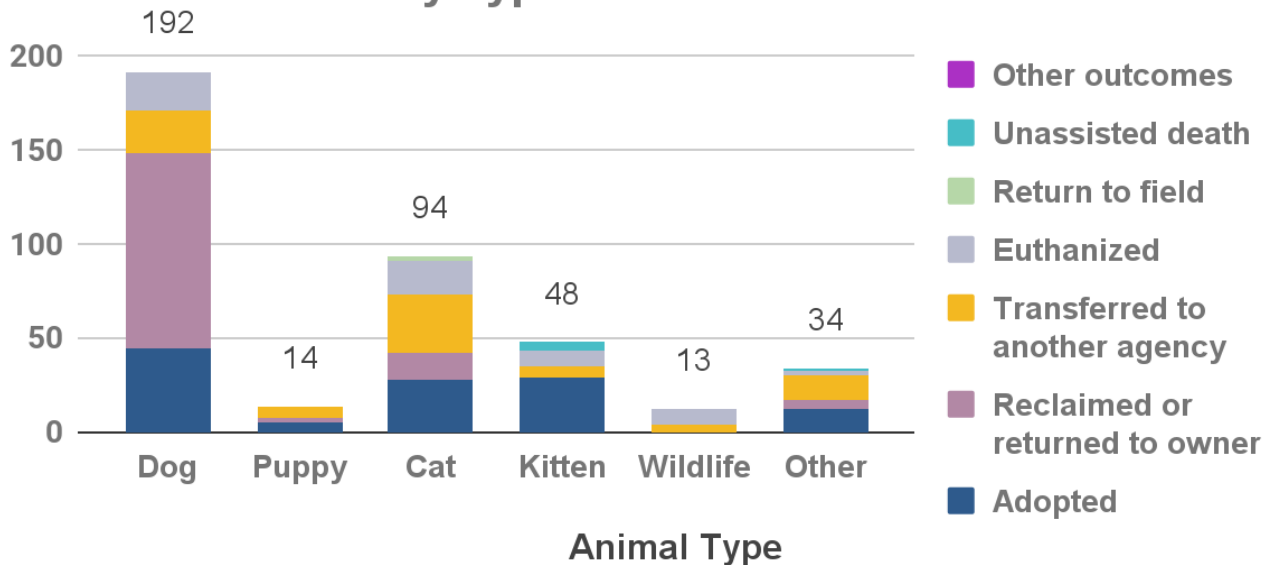




Animal Outcomes (continued)

Outcome Type	Dog	Puppy	Cat	Kitten	Wildlife	Other	Total
Adopted	45	6	28	29	0	13	121
Reclaimed/returned to owner	104	2	14	0	0	5	125
Transferred to another agency	22	6	32	6	4	12	82
Euthanized	21	0	17	9	9	3	59
Return to field	0	0	3	0	0	0	3
Unassisted death	0	0	0	4	0	1	5
Other outcomes	0	0	0	0	0	0	0
Total	192	14	94	48	13	34	395

Animal Outcomes by Type and Circumstance





Volunteers

Volunteer Roles	Hours
Foster <i>(all animals)</i>	3,642
Dogs	209
Cats & Kittens	39
Transport	9
Other <i>(Office, laundry, info desk, reserve officer, rabbit enrichment, grooming)</i>	95
Total	3,994

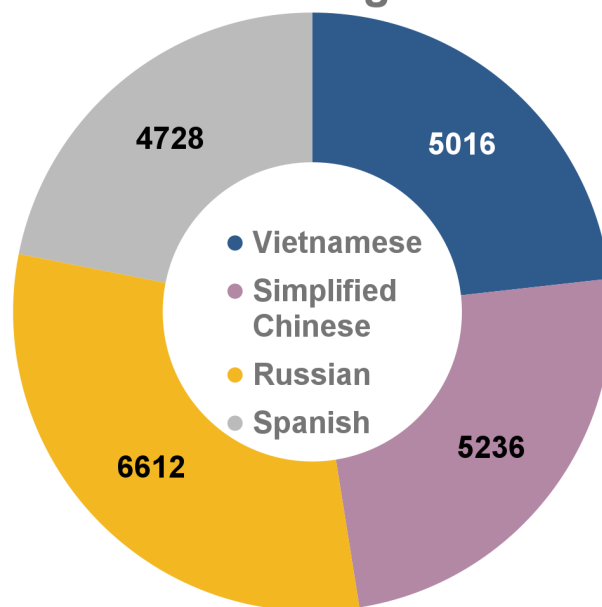
The majority of volunteer hours in May were recorded by foster volunteers. Dog volunteers assisted with potty-walks, cat volunteers increased activity, transport volunteers and office volunteers also assisted with administrative tasks, including a new team posting found animals to social media.

Online Resources

Many services provided by MCAS are accessible online, at multcopets.org. Members of the public can search for adoptable or lost / found pets, license their pets, and learn about other resources and news. MCAS website pages are translated into four languages.

Page Category	Page Views
Adoptable Pets	62,159
Lost & Found Pets	37,459
Home Page Visits	33,222
Licensing Resources	14,325
News & Updates	4,838
Low-Cost Services	2,643
Kitten Resources	1,655
Field Services	4,298
Volunteering	2,483
Other Pages	24,986
Total	188,068

Translated Page Visits





Field Services

Field Services officers responded to Seven-hundred-forty-eight (748) urgent needs of community members and their pets, investigated cases of potential cruelty or neglect, bites, and picked up stray, injured, abandoned, potentially dangerous, or deceased animals. Officers also responded to non-urgent calls such as barking dogs, animal trespass, and other community issues.

Dispatch Category	Count	Percentage
Deceased Animal Pickup	77	10%
Stray Animal	128	17%
Suspected Cruelty / Neglect	128	17%
Loose aggressive animal (<i>Animals actively charging, attacking, or chasing people or animals</i>)	93	12%
Bite Investigation	77	10%
Loose nuisance animal	33	4%
Injured Animal	38	5%
Abandoned Animal	41	5%
Animal Placed in Protective Custody	24	3%
Other	109	15%
Total	748	100%

Pet Licensing

MCAS issued 2,380 total new or renewed licenses in May.

Type	Cats	Dogs	Total
Licenses Issued	722	1,658	2,380