



Summary

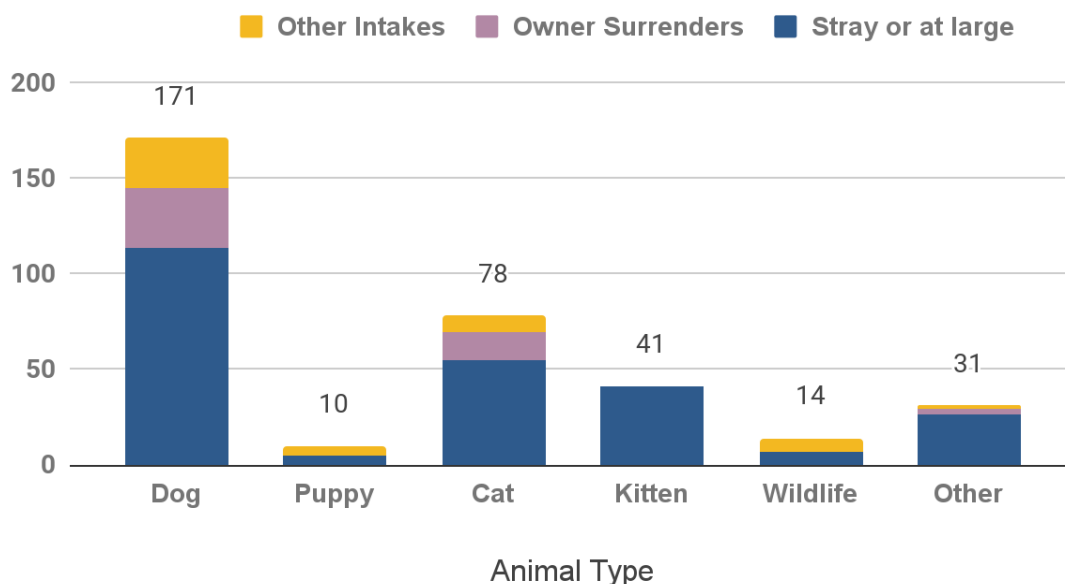
During July 2021, some services suspended during the COVID-19 pandemic resumed, including pet licensing and enforcement, owner surrenders, animal nuisance enforcement, and partial in-shelter volunteer activities. Services and shelter access were limited for April 2022.

Animal Intake

MCAS accepted stray dogs, sick or injured adult cats, kittens 6 weeks to 6 months old, and officers also picked up stray or lost animals. Owner-surrendered animals were accepted on a case by case basis, depending on urgent circumstances. Other intakes commonly represent animals placed into protective custody by Animal Services officers.

Intake Type	Dog	Puppy	Cat	Kitten	Wildlife	Other	Total
Stray or at large	114	5	55	41	7	26	248
Owner Surrenders	31	0	15	0	0	3	49
Other Intakes	26	5	8	0	7	2	48
Total Live Intake	171	10	78	41	14	31	345

Animal Intake by Type and Circumstance





Veterinary Care Provided

Animal Health and Animal Care staff provided a wide range of veterinary services to animals in care.

To keep animals healthy, Animal Health staff, and partner veterinarians in the community administered 1,025 vaccinations, including rabies, [DA2PP](#) and Bordetella for dogs and puppies, and [FVRCP](#) for cats and kittens.



They provided 1,045 health exams and consultations, including routine exams, wound checks, pre-surgery checkups, behavior assessments, and reviewing test results or diagnoses with foster volunteers.



Veterinary Service	Cats	Kittens	Dogs	Puppies	Other	Total
Health Exams & Consults	344	96	480	33	92	1,045
Spay & Neuter Surgeries	19	12	36	4	10	81
Medications Administered	41	1	16	3	4	65
Tests & Diagnostics	2	2	0	2	0	6
Vaccinations	313	48	604	35	25	1,025
Other Vet Treatments	105	181	302	36	32	656
Total Services	824	340	1,438	113	163	2,878

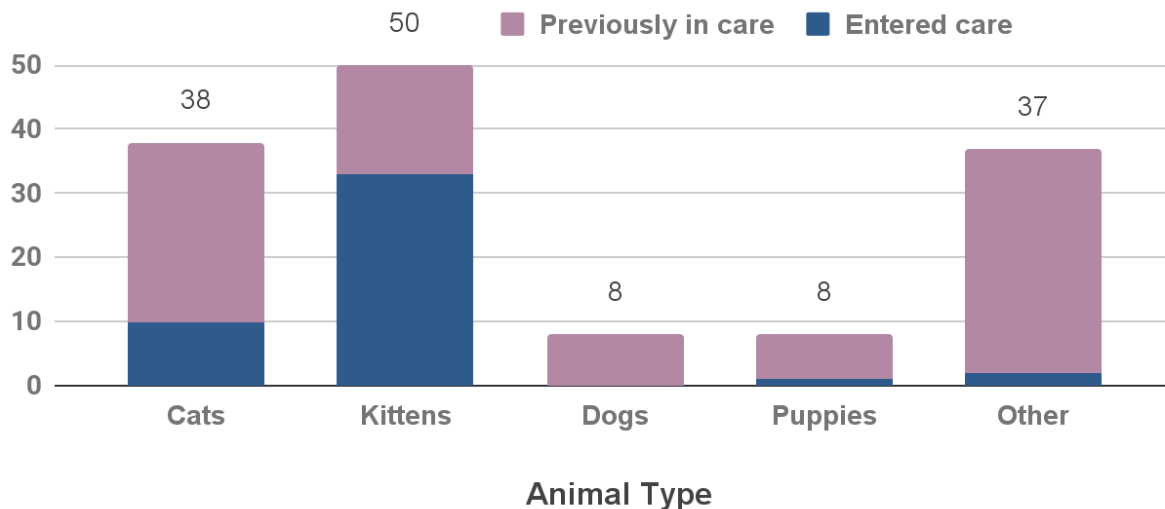


Fostered Animals

In April 2022, forty-six (46) animals entered foster care, joining the existing ninety-five (95) animals already in care at the beginning of the month. The majority of animals in foster care were kittens, adult cats, and rabbits. MCAS foster volunteers cared for a total of one-hundred-and-forty-one (141) foster animals. Forty (40) of these animals left foster care for other outcomes over the course of the month, so the total number does not represent the maximum number of animals in care at one time.

Animal type	Entered care	Previously in care	Total in foster care	Returned from care
Cats	10	28	38	10
Kittens	33	17	50	18
Dogs		8	8	
Puppies	1	7	8	1
Other	2	35	37	11
Total	46	95	141	40

Animals in Foster Care





Animal Outcomes

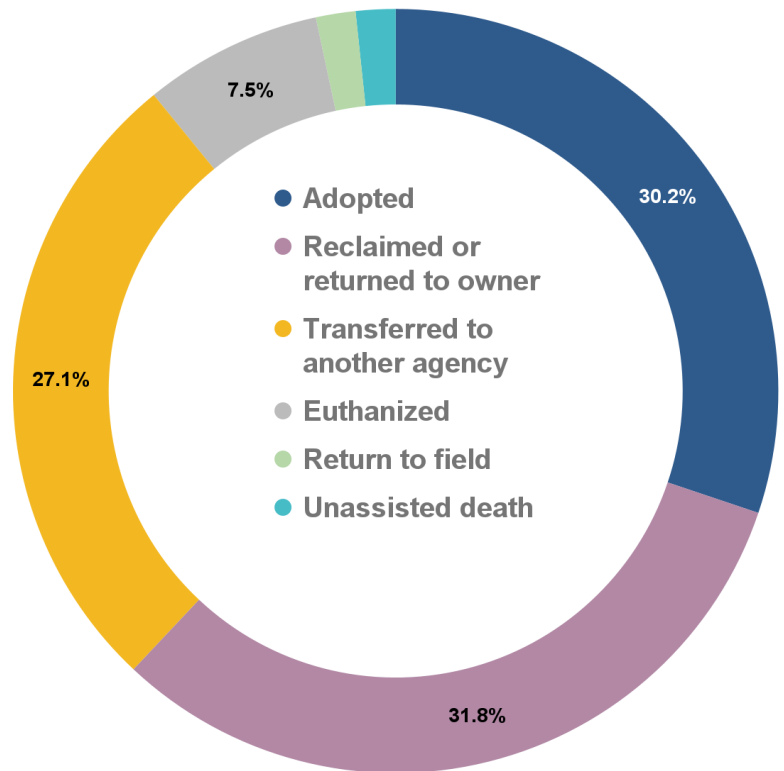
In April 2022, one-hundred-and-eight (30.2%) were adopted. Adoptions were limited to the online process, and adopters were not able to browse kennels or conduct adoption interviews on-site. Adoptions were also performed from community adoption partners, and foster homes.

One-hundred-and-fourteen animals (31.8%) were reclaimed by their owners. The majority of animals represented in these outcomes were dogs.

Ninety-seven animals (27.1%) were transferred to another agency, including Oregon Humane Society, Cat Adoption Team, Rabbit Advocates, and Northwest Animal Companions. The majority of these animals were cats, kittens, and dogs.

Twenty-seven animals (7.5%) were humanely euthanized, including cases of injured wildlife, injured or severely sick cats, and other domestic animals at the recommendation of a veterinarian, or for behavioral issues which would make an animal unsafe to place back into the community. [Cat intake is officially limited to cases where the cat is sick or injured, or in immediate danger due to cruelty, neglect, and similar circumstances](#), and kittens over six weeks old. There is decreased intake volume for cats, and an increased percentage of veterinary-recommended euthanasia for adult cats due to these intake conditions.

Four cats, one squirrel, and one beaver (1.7%) were returned to the field at the location where they were found. Two kittens and four rabbits (1.7%) had unassisted deaths while in care.

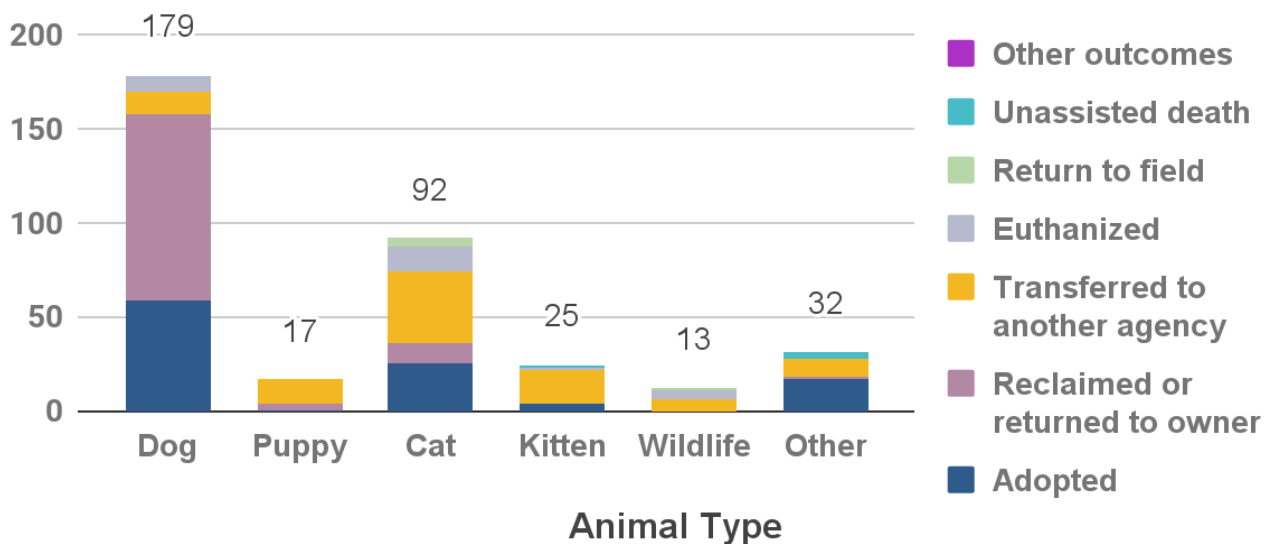




Animal Outcomes (continued)

Outcome Type	Dog	Puppy	Cat	Kitten	Wildlife	Other	Total
Adopted	59	1	26	4	0	18	108
Reclaimed/returned to owner	99	3	11	0	0	1	114
Transferred to another agency	12	13	38	18	7	9	97
Euthanized	9	0	13	1	4	0	27
Return to field	0	0	4	0	2	0	6
Unassisted death	0	0	0	2	0	4	6
Other outcomes	0	0	0	0	0	0	0
Total	179	17	92	25	13	32	358

Animal Outcomes by Type and Circumstance





Volunteers

Volunteer Roles	Hours
Foster <i>(all animals)</i>	3,631
Dogs	198
Cats & Kittens	17
Transport	14
Other <i>(Office, laundry, info desk, reserve officer, rabbit enrichment, grooming)</i>	80
Total	3,940

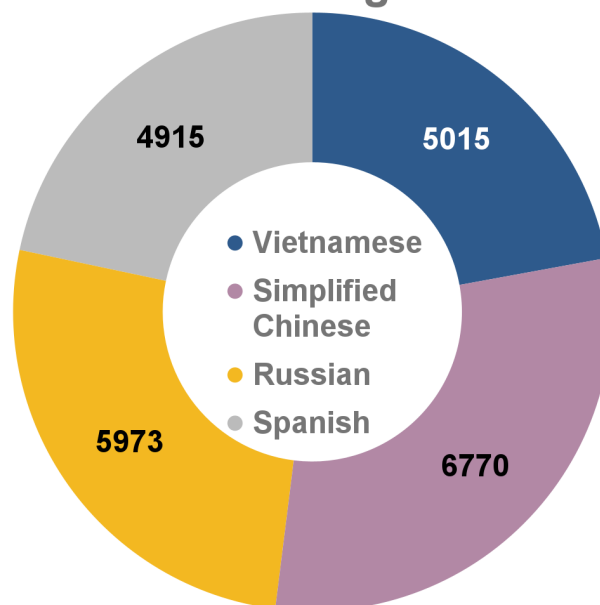
With most in-shelter volunteer activities still suspended, the majority of volunteer hours in April were recorded by foster volunteers. Dog volunteers assisted with potty-walks, transport volunteers and office volunteers also assisted with administrative tasks, including a new team posting found animals to social media.

Online Resources

Many services provided by MCAS are accessible online, at multcopets.org. Members of the public can search for adoptable or lost / found pets, license their pets, and learn about other resources and news. MCAS website pages are translated into four languages.

Page Category	Page Views
Adoptable Pets	63,153
Lost & Found Pets	33,142
Home Page Visits	31,631
Licensing Resources	15,271
News & Updates	4,589
Low-Cost Services	2,898
Kitten Resources	1,226
Field Services	3,399
Volunteering	1,012
Other Pages	27,892
Total	184,213

Translated Page Visits





Field Services

Field Services officers responded to Six-hundred-and-seven (607) urgent needs of community members and their pets, investigated cases of potential cruelty or neglect, bites, and picked up stray, injured, abandoned, potentially dangerous, or deceased animals. Officers also responded to non-urgent calls such as barking dogs, animal trespass, and other community issues.

Dispatch Category	Count	Percentage
Deceased Animal Pickup	62	10%
Stray Animal	80	13%
Suspected Cruelty / Neglect	130	21%
Loose aggressive animal (<i>Animals actively charging, attacking, or chasing people or animals</i>)	72	12%
Bite Investigation	73	12%
Loose nuisance animal	19	3%
Injured Animal	22	4%
Abandoned Animal	23	4%
Animal Placed in Protective Custody	25	4%
Other	101	17%
Total	607	100%

Pet Licensing

MCAS issued 2,692 total new or renewed licenses in April.

Type	Cats	Dogs	Total
Licenses Issued	854	1,838	2,692