



## Summary

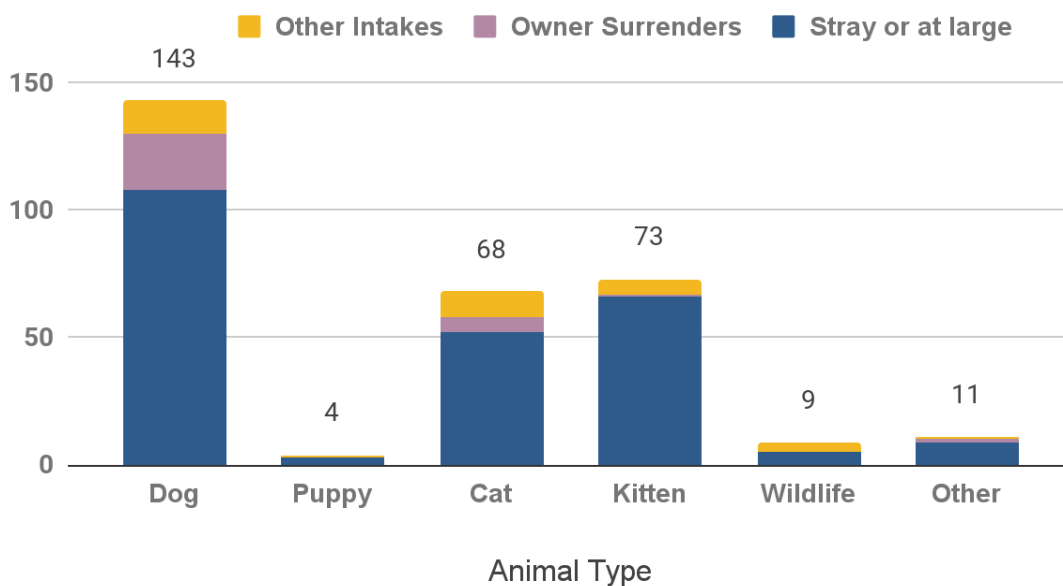
During July 2021, some services suspended during the COVID-19 pandemic resumed, including pet licensing and enforcement, owner surrenders, animal nuisance enforcement, and partial in-shelter volunteer activities. Modifications are reflected in reporting for September 2021.

## Animal Intake

MCAS continued to accept stray pets from members of the public, and officers also picked up stray or lost animals. Owner surrendered animals were accepted on a case by case basis, depending on urgent circumstances. Other intakes most commonly represent animals placed into protective custody by Animal Services officers.

Intake Type	Dog	Puppy	Cat	Kitten	Wildlife	Other	Total
Stray or at large	108	3	52	66	5	9	243
Owner Surrenders	22	0	6	1	0	1	30
Other Intakes	13	1	10	6	4	1	35
<b>Total Live Intake</b>	<b>143</b>	<b>4</b>	<b>68</b>	<b>73</b>	<b>9</b>	<b>11</b>	<b>308</b>

Animal Intake by Type and Circumstance





## Veterinary Care Provided

Animal Health and Animal Care staff provided a wide range of veterinary services to animals in care.

To keep animals healthy, Animal Health staff, and partner veterinarians in the community administered 1,172 vaccinations, including rabies, [DA2PP](#) and Bordetella for dogs and puppies, and [FVRCP](#) for cats and kittens.



They provided 1,387 health exams and consultations, including routine exams, wound checks, pre-surgery checkups, behavior assessments, and reviewing test results or diagnoses with foster volunteers.



Veterinary Service	Cats	Kittens	Dogs	Puppies	Other	Total
Health Exams & Consults	490	397	422	28	50	1,387
Spay & Neuter Surgeries	34	42	44	4	9	133
Medications Administered	63	37	39	1	4	144
Tests & Diagnostics	5	4	0	0	0	9
Vaccinations	382	171	574	32	13	1,172
Other Vet Treatments	146	349	289	48	9	841
<b>Total Services</b>	<b>1,120</b>	<b>1,000</b>	<b>1,368</b>	<b>113</b>	<b>85</b>	<b>3,686</b>

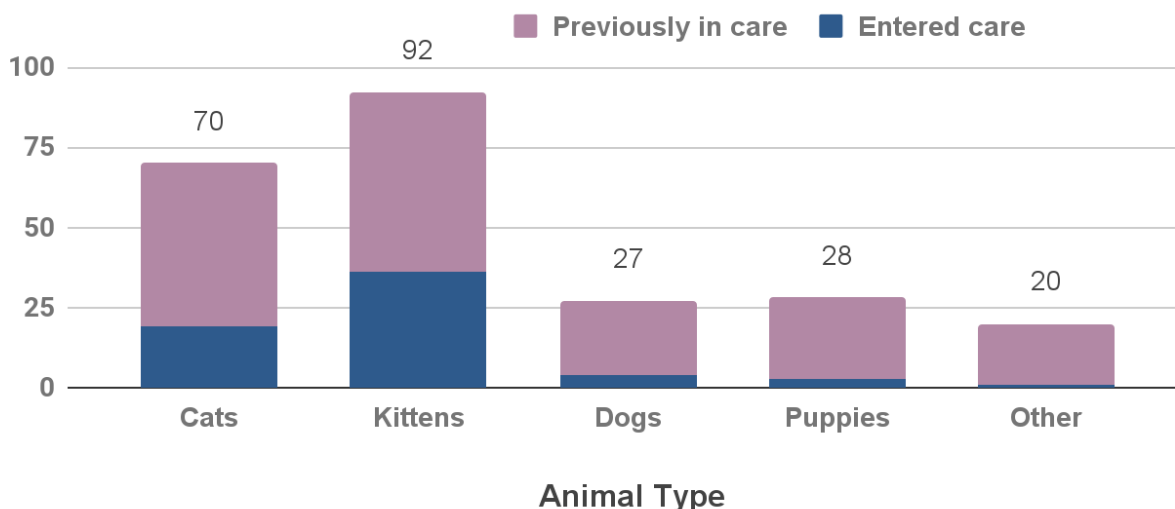


## Fostered Animals

In September 2021, sixty-three (63) animals entered foster care, joining the existing one-hundred-and-seventy-four (174) animals already in care at the beginning of the month. The majority of animals in foster care were kittens, and adult cats. MCAS foster volunteers cared for a total of two-hundred-and-thirty-seven (237) foster animals. Eighty-four (84) of these animals left foster care for other outcomes over the course of the month, so the total number does not represent the maximum number of animals in care at one time.

Animal type	Entered care	Previously in care	Total in foster care	Returned from care
Cats	19	51	70	11
Kittens	36	56	92	45
Dogs	4	23	27	7
Puppies	3	25	28	13
Other	1	19	20	8
<b>Total</b>	<b>63</b>	<b>174</b>	<b>237</b>	<b>84</b>

### Animals in Foster Care





## Animal Outcomes

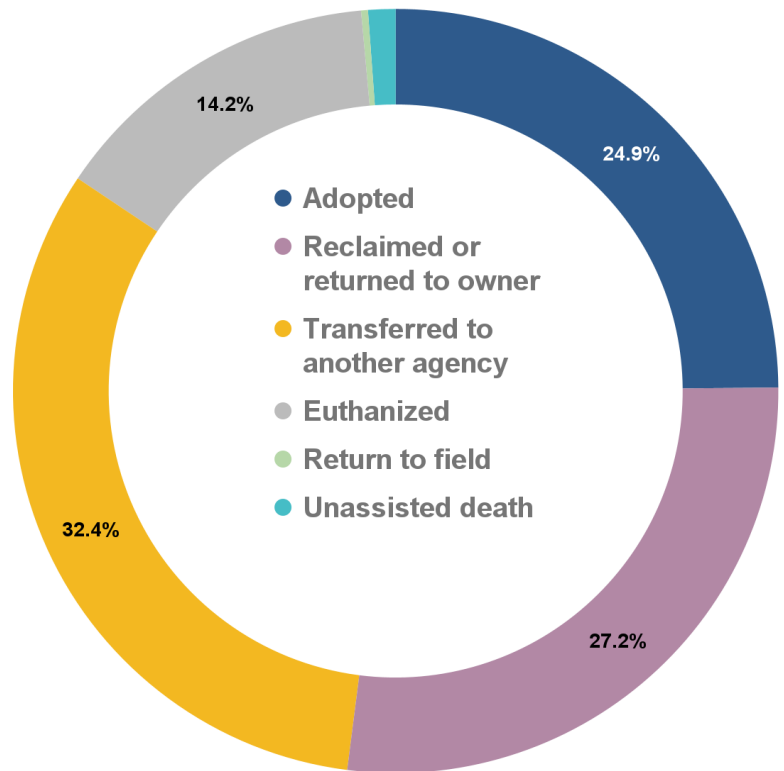
In September 2021, Eighty-six animals (24.9%) were adopted. Adoptions were limited to the online process, and adopters were not able to browse kennels or conduct adoption interviews on-site. Adoptions were also performed from community adoption partners, and foster homes.

Ninety-four animals (27.2%) were reclaimed by their owners. The majority of animals represented in these outcomes were dogs.

One-hundred-and-twelve animals (32.4%) were transferred to another agency, including Oregon Humane Society, Portland Audubon Society, and Cat Adoption Team. The majority of these animals were kittens, wildlife, cats, and dogs.

Forty-nine animals (14.2%) were humanely euthanized, including cases of injured wildlife, injured or severely sick cats, and other domestic animals at the recommendation of a veterinarian, or for behavioral issues which would make an animal unsafe to place back into the community. Since the beginning of the COVID-19 pandemic in March 2020, [cat intake is officially limited to cases where the cat is sick or injured, or in immediate danger due to cruelty, neglect, and similar circumstances](#). There is decreased intake volume for cats, and an increased percentage of veterinary-recommended euthanasia for adult cats due to these intake conditions.

One case of wildlife, a hawk, (0.3%) was returned to the field in September. Four kittens (1.2%) had an unassisted death while in care.

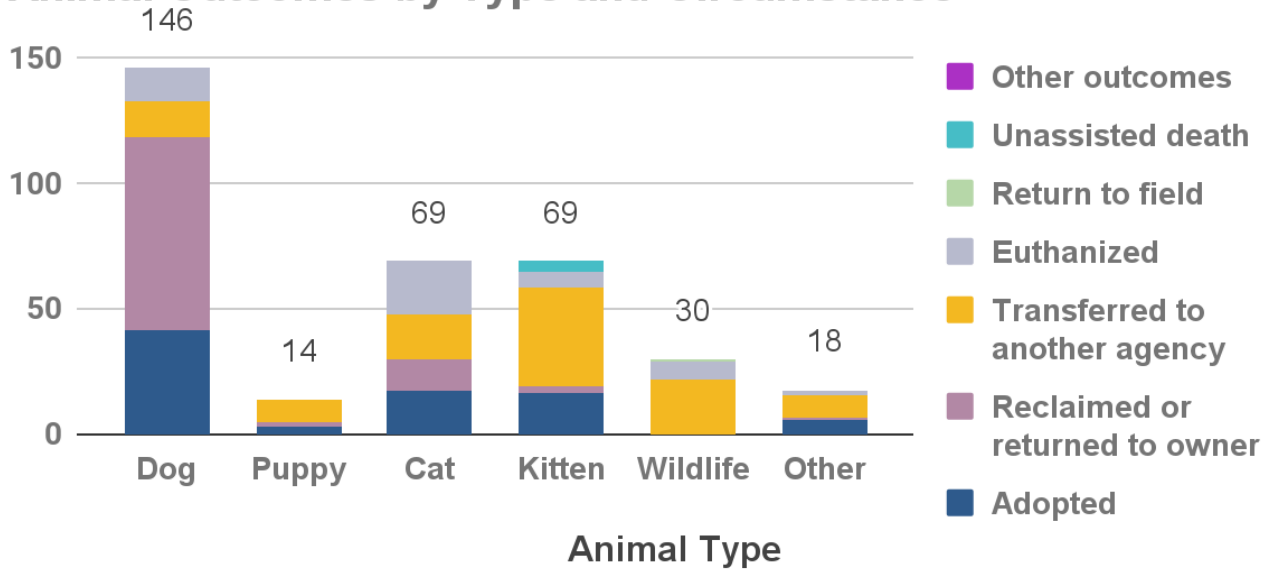




## Animal Outcomes (continued)

Outcome Type	Dog	Puppy	Cat	Kitten	Wildlife	Other	Total
Adopted	42	3	18	17	0	6	86
Reclaimed/returned to owner	77	2	12	2	0	1	94
Transferred to another agency	14	9	18	40	22	9	112
Euthanized	13	0	21	6	7	2	49
Return to field	0	0	0	0	1	0	1
Unassisted death	0	0	0	4	0	0	4
Other outcomes	0	0	0	0	0	0	0
<b>Total</b>	<b>146</b>	<b>14</b>	<b>69</b>	<b>69</b>	<b>30</b>	<b>18</b>	<b>346</b>

Animal Outcomes by Type and Circumstance





## Volunteers

Volunteer Roles	Hours
Foster <i>(all animals)</i>	7,866
Dogs	85
Cats & Kittens	0
Transport	5
Other <i>(Office, laundry, events, info desk, reserve officer, rabbit enrichment, grooming)</i>	17
<b>Total</b>	<b>7,973</b>

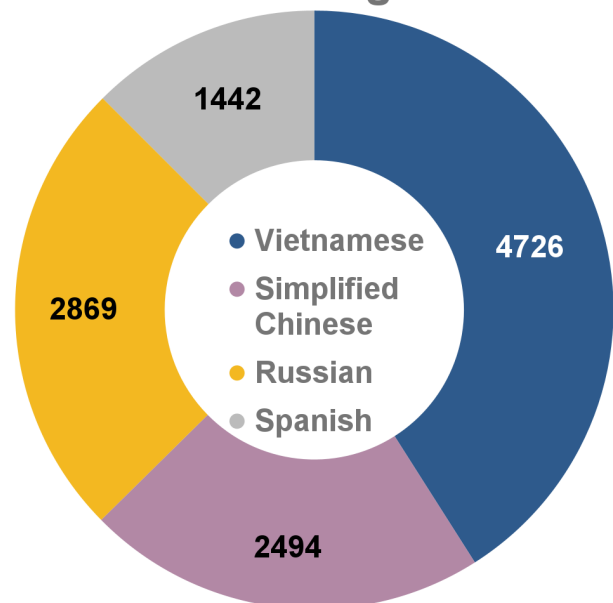
With most in-shelter volunteer activities suspended due to COVID-19, the majority of volunteer hours in September were recorded by foster and transport volunteers. A limited number of dog volunteers assisted with potty-walks, and office volunteers also assisted with administrative tasks.

## Online Resources

Many services provided by MCAS are accessible online, at multcopets.org. Members of the public can search for adoptable or lost / found pets, license their pets, and learn about other resources and news. MCAS website pages are translated into four languages.

Page Category	Page Views
Adoptable Pets	55,950
Lost & Found Pets	37,924
Home Page Visits	27,073
Licensing Resources	13,971
News & Updates	3,946
Low-Cost Services	3,317
Kitten Resources	2,527
Field Services	3,955
Volunteering	928
Other Pages	22,952
<b>Total</b>	<b>172,543</b>

### Translated Page Visits





## Field Services

Field Services officers responded to six-hundred-and-twenty-one (621) urgent needs of community members and their pets, investigated cases of potential cruelty or neglect, and picked up stray, injured, potentially dangerous, or deceased animals. Officers also responded to non-urgent calls such as barking dogs, animal trespass, and other community issues.

Dispatch Category	Count	Percentage
Deceased Animal Pickup	131	21%
Stray Animal	100	16%
Suspected Cruelty / Neglect	111	18%
Loose aggressive animal ( <i>Animals actively charging, attacking, or chasing people or animals</i> )	66	11%
Bite Investigation	52	8%
Loose nuisance animal	24	4%
Injured Animal	36	6%
Abandoned Animal	20	3%
Animal Placed in Protective Custody	18	3%
Other	63	10%
<b>Total</b>	<b>621</b>	<b>100%</b>

## Pet Licensing

MCAS issued 2,359 total new or renewed licenses in September. An amnesty period ended in July for pet licensing requirements due to COVID-19 related hardships, and physical distancing requirements.

Type	Cats	Dogs	Total
Licenses Issued	781	1,578	2,359