



## Summary

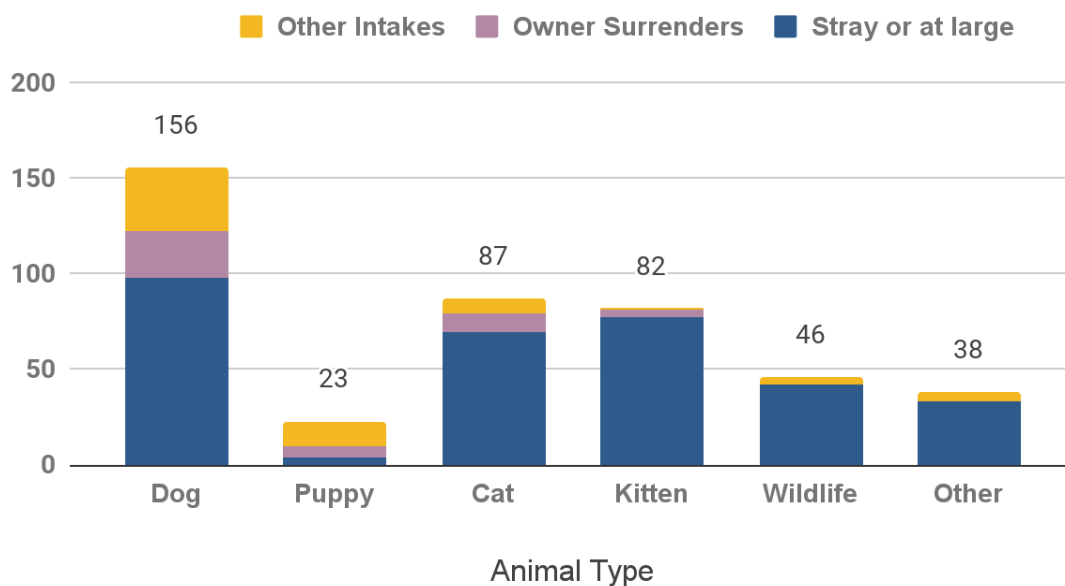
During July 2021, some services suspended during the COVID-19 pandemic resumed, including pet licensing and enforcement, owner surrenders, animal nuisance enforcement, and partial in-shelter volunteer activities. Modifications are reflected in reporting metrics for August 2021.

## Animal Intake

MCAS continued to accept stray pets from members of the public, and officers also picked up stray or lost animals. Owner surrendered animals were accepted on a case by case basis, depending on urgent circumstances. Other intakes most commonly represent animals placed into protective custody by Animal Services officers.

Intake Type	Dog	Puppy	Cat	Kitten	Wildlife	Other	Total
Stray or at large	98	4	70	77	42	33	<b>324</b>
Owner Surrenders	24	6	9	4	0	0	<b>43</b>
Other Intakes	34	13	8	1	4	5	<b>65</b>
<b>Total Live Intake</b>	<b>156</b>	<b>23</b>	<b>87</b>	<b>82</b>	<b>46</b>	<b>38</b>	<b>432</b>

Animal Intake by Type and Circumstance





## Veterinary Care Provided

Animal Health and Animal Care staff provided a wide range of veterinary services to animals in care.

To keep animals healthy, Animal Health staff, and partner veterinarians in the community administered 1,195 vaccinations, including rabies, [DA2PP](#) and Bordetella for dogs and puppies, and [FVRCP](#) for cats and kittens.



They provided 1,3407 health exams and consultations, including routine exams, wound checks, pre-surgery checkups, behavior assessments, and reviewing test results or diagnoses with foster volunteers.



Veterinary Service	Cats	Kittens	Dogs	Puppies	Other	Total
Health Exams & Consults	428	306	418	46	109	1,307
Spay & Neuter Surgeries	12	41	18	4	17	92
Medications Administered	43	28	26	6	1	104
Tests & Diagnostics	16	7	5	2	1	31
Vaccinations	401	115	615	50	14	1,195
Other Vet Treatments	186	381	351	95	31	1,044
<b>Total Services</b>	<b>1,086</b>	<b>878</b>	<b>1,433</b>	<b>203</b>	<b>173</b>	<b>3,773</b>

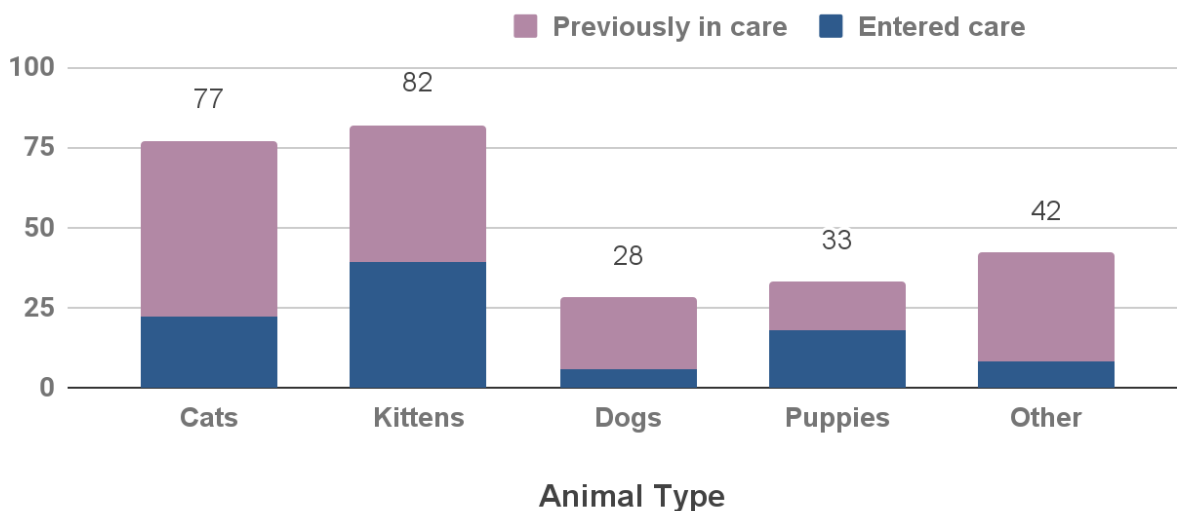


## Fostered Animals

In August 2021, ninety-three (93) animals entered foster care, joining the existing one-hundred-and-sixty-nine (169) animals already in care at the beginning of the month. The majority of animals in foster care were kittens, adult cats, and rabbits. MCAS foster volunteers cared for a total of two-hundred-and-sixty-two (262) foster animals. Eighty-eight (88) of these animals left foster care for other outcomes over the course of the month, so the total number does not represent the maximum number of animals in care at one time.

Animal type	Entered care	Previously in care	Total in foster care	Returned from care
Cats	22	55	77	25
Kittens	39	43	82	27
Dogs	6	22	28	4
Puppies	18	15	33	9
Other	8	34	42	23
<b>Total</b>	<b>93</b>	<b>169</b>	<b>262</b>	<b>88</b>

### Animals in Foster Care





## Animal Outcomes

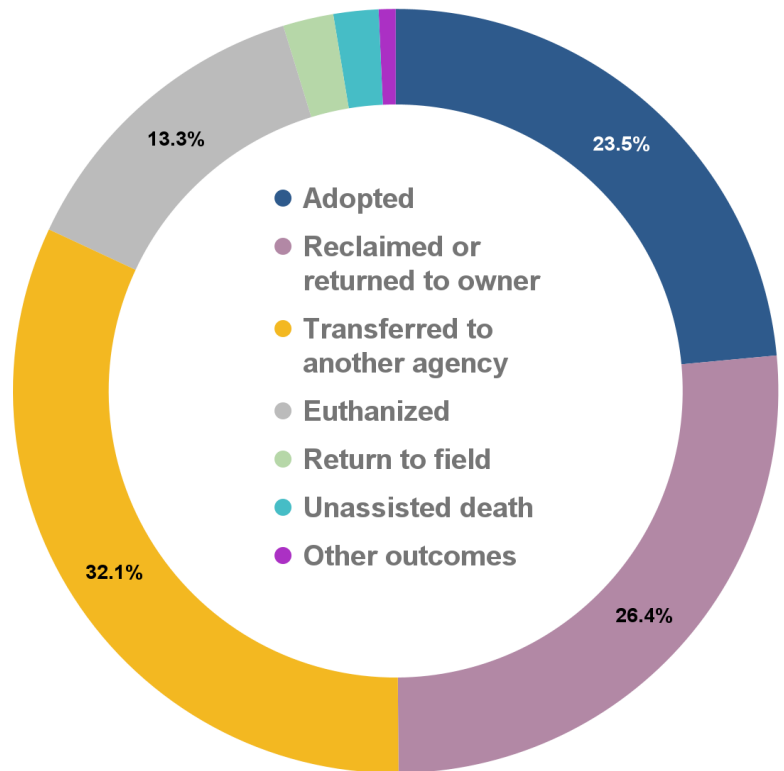
In August 2021, Ninety-nine animals (23.5%) were adopted. Adoptions were limited to the online process, and adopters were not able to browse kennels or conduct adoption interviews on-site. Adoptions were also performed from community adoption partners, and foster homes.

One-hundred-and-eleven (26.4%) were reclaimed by their owners. The majority of animals represented in these outcomes were dogs.

One-hundred-and-thirty-five animals (32.1%) were transferred to another agency, including Oregon Humane Society, and Cat Adoption Team. The majority of these animals were kittens, rabbits, dogs, and cats.

Fifty-six animals (13.3%) were humanely euthanized, including cases of injured wildlife, injured or severely sick cats, and other domestic animals at the recommendation of a veterinarian, or for behavioral issues which would make an animal unsafe to place back into the community. Since the beginning of the COVID-19 pandemic in March 2020, [cat intake is officially limited to cases where the cat is sick or injured, or in immediate danger due to cruelty, neglect, and similar circumstances](#). There is decreased intake volume for cats, and an increased percentage of veterinary-recommended euthanasia for adult cats due to these intake conditions.

Nine cats (2.1%) were returned to the field in August. Eight animals (1.9%) had an unassisted death while in care. Three animals (0.7%) were lost in care.

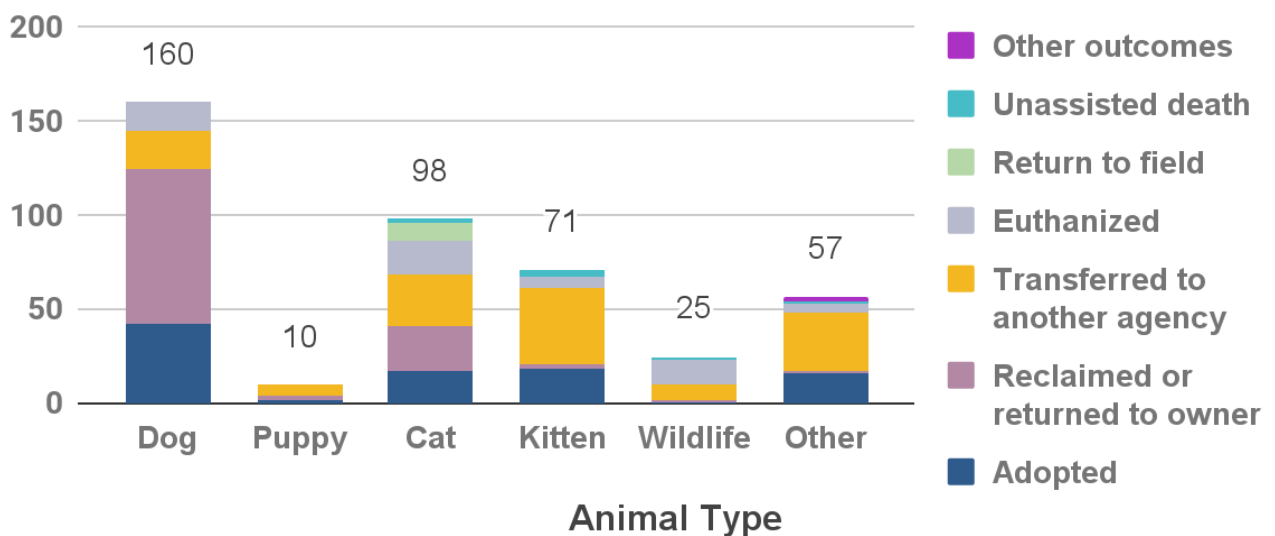




## Animal Outcomes (continued)

Outcome Type	Dog	Puppy	Cat	Kitten	Wildlife	Other	Total
Adopted	43	2	18	19	1	16	<b>99</b>
Reclaimed/returned to owner	82	2	23	2	1	1	<b>111</b>
Transferred to another agency	20	6	28	41	8	32	<b>135</b>
Euthanized	15	0	18	5	14	4	<b>56</b>
Return to field	0	0	9	0	0	0	<b>9</b>
Unassisted death	0	0	2	4	1	1	<b>8</b>
Other outcomes	0	0	0	0	0	3	<b>3</b>
<b>Total</b>	<b>160</b>	<b>10</b>	<b>98</b>	<b>71</b>	<b>25</b>	<b>57</b>	<b>421</b>

### Animal Outcomes by Type and Circumstance





## Volunteers

Volunteer Roles	Hours
Foster <i>(all animals)</i>	8,172
Dogs	55
Cats & Kittens	0
Transport	16
Other <i>(Office, laundry, events, info desk, reserve officer, rabbit enrichment, grooming)</i>	14
<b>Total</b>	<b>8,257</b>

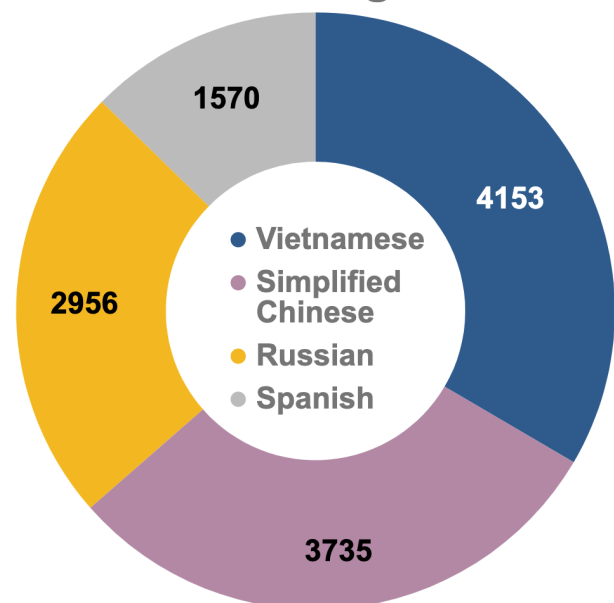
With most in-shelter volunteer activities suspended due to COVID-19, the majority of volunteer hours in August were recorded by foster and transport volunteers. A limited number of dog volunteers assisted with potty-walks, and office volunteers also began to assist with administrative tasks.

## Online Resources

Many services provided by MCAS are accessible online, at [multcopets.org](http://multcopets.org). Members of the public can search for adoptable or lost / found pets, license their pets, and learn about other resources and news. MCAS website pages are translated into four languages.

Page Category	Page Views
Adoptable Pets	55,192
Lost & Found Pets	47,102
Home Page Visits	28,813
Licensing Resources	17,804
News & Updates	7,540
Low-Cost Services	3,323
Kitten Resources	3,268
Field Services	4,393
Volunteering	1,217
Other Pages	26,166
<b>Total</b>	<b>194,818</b>

### Translated Page Visits





## Field Services

Field Services officers responded to seven-hundred-and-fifty-six (756) urgent needs of community members and their pets, investigated cases of potential cruelty or neglect, and picked up stray, injured, potentially dangerous, or deceased animals. Officers also resumed responding to non-urgent calls such as barking dogs, animal trespass, and other community issues.

Dispatch Category	Count	Percentage
Deceased Animal Pickup	167	22%
Stray Animal	113	15%
Suspected Cruelty / Neglect	123	16%
Loose aggressive animal ( <i>Animals actively charging, attacking, or chasing people or animals</i> )	76	10%
Bite Investigation	70	9%
Loose nuisance animal	23	3%
Injured Animal	39	5%
Abandoned Animal	29	4%
Animal Placed in Protective Custody	29	4%
Other	87	12%
<b>Total</b>	<b>756</b>	<b>100%</b>

## Pet Licensing

MCAS issued 2,941 total new or renewed licenses in August. An amnesty period ended in July for pet licensing requirements due to COVID-19 related hardships, and physical distancing requirements.

Type	Cats	Dogs	Total
Licenses Issued	1,016	1,925	<b>2,941</b>