



Summary

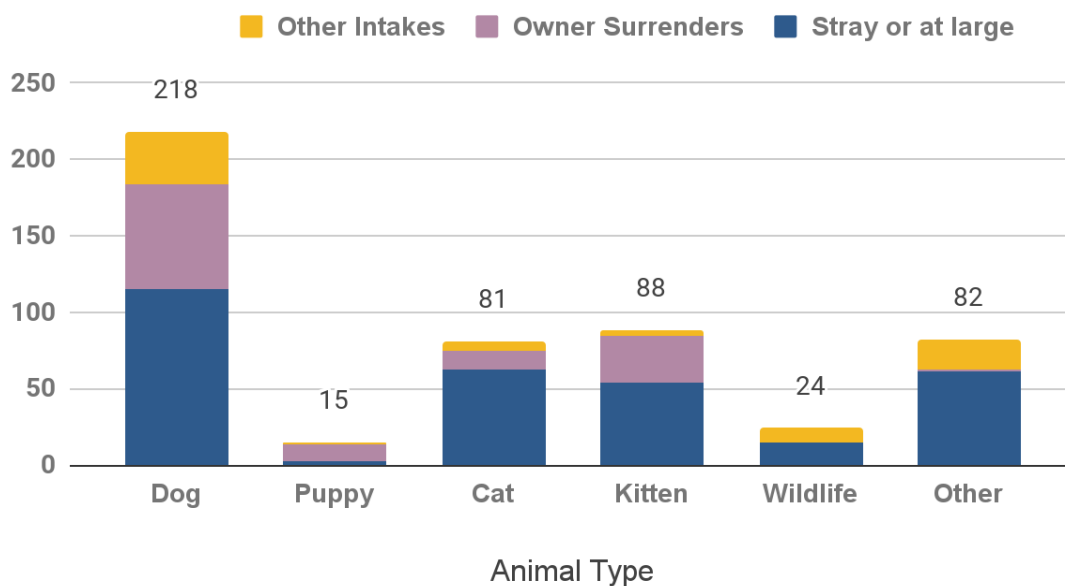
During July 2021, some services suspended during the COVID-19 pandemic resumed, including pet licensing and enforcement, owner surrenders, animal nuisance enforcement, and partial in-shelter volunteer activities. Modifications are reflected in reporting metrics.

Animal Intake

MCAS continued to accept stray pets from members of the public, and officers also picked up stray or lost animals. Owner surrendered animals were accepted on a case by case basis, depending on urgent circumstances. Other intakes most commonly represent animals placed into protective custody by Animal Services officers.

Intake Type	Dog	Puppy	Cat	Kitten	Wildlife	Other	Total
Stray or at large	115	2	63	54	15	61	310
Owner Surrenders	69	12	12	31	0	1	125
Other Intakes	34	1	6	3	9	20	73
Total Live Intake	218	15	81	88	24	82	508

Animal Intake by Type and Circumstance





Veterinary Care Provided

Animal Health and Animal Care staff provided a wide range of veterinary services to animals in care.

To keep animals healthy, Animal Health staff, and partner veterinarians in the community administered 1,004 vaccinations, including rabies, [DA2PP](#) and Bordetella for dogs and puppies, and [FVRCP](#) for cats and kittens.



They provided 1,343 health exams and consultations, including routine exams, wound checks, pre-surgery checkups, behavior assessments, and reviewing test results or diagnoses with foster volunteers.



Veterinary Service	Cats	Kittens	Dogs	Puppies	Other	Total
Health Exams & Consults	500	272	438	32	101	1,343
Spay & Neuter Surgeries	25	40	27	1	19	112
Medications Administered	79	52	87	6	5	229
Tests & Diagnostics	28	12	6	2	0	48
Vaccinations	289	126	551	11	27	1,004
Other Vet Treatments	234	343	403	23	54	1,057
Total Services	1,155	845	1,512	75	206	3,793

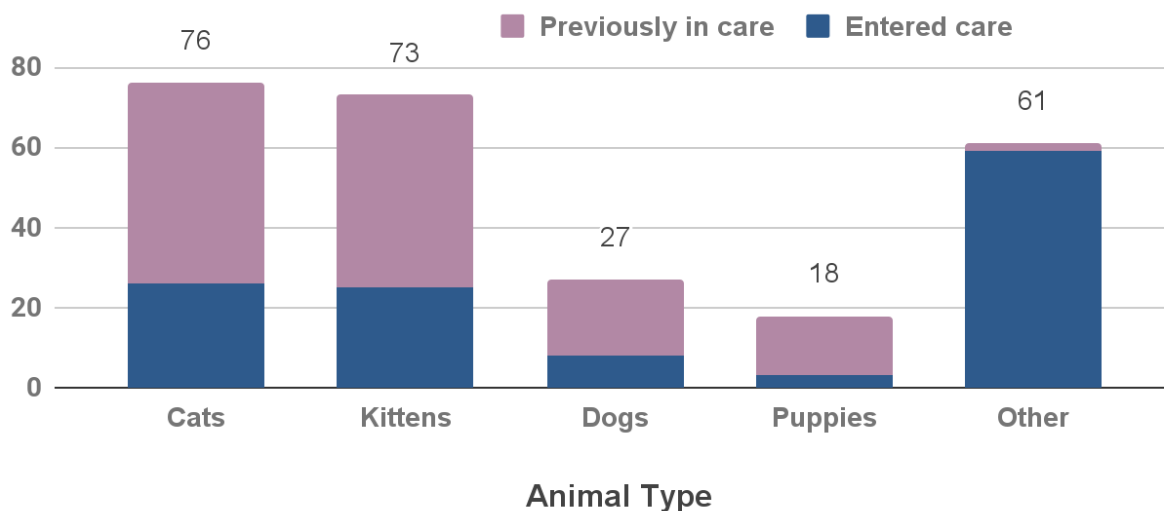


Fostered Animals

In July 2021, one-hundred-twenty-one (121) animals entered foster care, joining the existing one-hundred-and-thirty-four (134) animals already in care at the beginning of the month. The majority of animals in foster care were kittens, adult cats, and rabbits. MCAS foster volunteers cared for a total of two-hundred-and-fifty-five (255) foster animals. Ninety-eight (98) of these animals left foster care for other outcomes over the course of the month, so the total number does not represent the maximum number of animals in care at one time.

Animal type	Entered care	Previously in care	Total in foster care	Returned from care
Cats	26	50	76	22
Kittens	25	48	73	35
Dogs	8	19	27	9
Puppies	3	15	18	5
Other	59	2	61	27
Total	121	134	255	98

Animals in Foster Care





Animal Outcomes

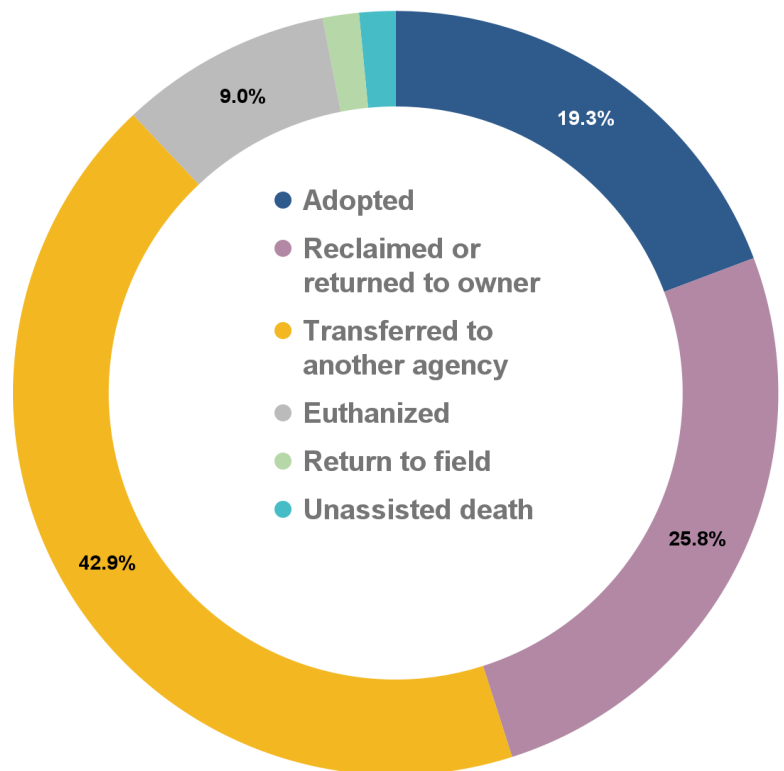
In July 2021, eighty-eight animals (19.3%) were adopted. Adoptions were limited to the online process, and adopters were not able to browse kennels or conduct adoption interviews on-site. Adoptions were also performed from community adoption partners, and foster homes.

One-hundred-and-eighteen (25.8%) were reclaimed by their owners. The majority of animals represented in these outcomes were dogs.

One-hundred-and-ninety-six animals (42.9%) were transferred to another agency, including Oregon Humane Society, and Cat Adoption Team. The majority of these animals were kittens and dogs.

Forty-one animals (9%) were humanely euthanized, including cases of injured wildlife, injured or severely sick cats, and other domestic animals at the recommendation of a veterinarian, or for behavioral issues which would make an animal unsafe to place back into the community. Since the beginning of the COVID-19 pandemic in March 2020, [cat intake is officially limited to cases where the cat is sick or injured, or in immediate danger due to cruelty, neglect, and similar circumstances](#). There is decreased intake volume for cats, and an increased percentage of veterinary-recommended euthanasia for adult cats due to these intake conditions.

Seven animals (1.5%), including cats and wildlife, were returned to the field in July. Seven animals (1.5%) had an unassisted death while in care.

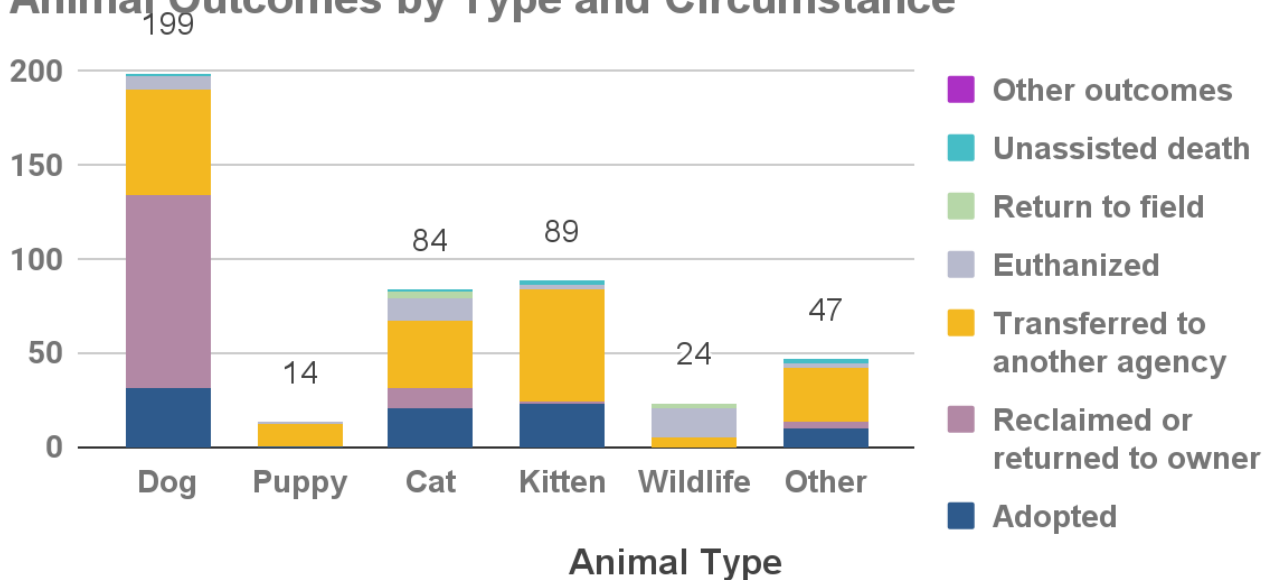




Animal Outcomes (continued)

Outcome Type	Dog	Puppy	Cat	Kitten	Wildlife	Other	Total
Adopted	32	1	21	24	0	10	88
Reclaimed/returned to owner	102	0	11	1	0	4	118
Transferred to another agency	56	12	35	59	6	28	196
Euthanized	7	1	12	3	15	3	41
Return to field	0	0	4	0	3	0	7
Unassisted death	2	0	1	2	0	2	7
Other outcomes	0	0	0	0	0	0	0
Total	199	14	84	89	24	47	457

Animal Outcomes by Type and Circumstance





Volunteers

With most in-shelter volunteer activities suspended due to COVID-19, the majority of volunteer hours in July were recorded by foster and transport volunteers. A limited number of dog volunteers resumed potty-walks, and office volunteers also began to assist with administrative tasks.

Volunteer Roles	Hours
Foster <i>(all animals)</i>	7,909
Dogs	29
Cats & Kittens	0
Transport	4
Other <i>(Office, laundry, events, info desk, reserve officer, rabbit enrichment, grooming)</i>	12
Total	7,953

Online Resources

Page Category	Page Views
Adoptable Pets	52,687
Lost & Found Pets	45,772
Home Page Visits	27,695
Licensing Resources	19,739
News & Updates	2,574
Low-Cost Services	3,464
Kitten Resources	3,902
Field Services	4,355
Volunteering	1,328
Other Pages	27,996
Total	189,512

Many services provided by MCAS are accessible online, at multcopets.org. Here, members of the public can search for adoptable companions, pet owners can search for lost pets, try to find the owners of found pets, license their animals, and learn about other resources available to them, such as information about caring for kittens, low cost services, emergency response and other field services, volunteer opportunities, and regional news.



Field Services

Field Services officers responded to eight-hundred (800) urgent needs of community members and their pets, investigated cases of potential cruelty or neglect, and picked up stray, injured, potentially dangerous, or deceased animals. Officers also resumed responding to non-urgent calls such as barking dogs, animal trespass, and other community issues.

Dispatch Category	Count	Percentage
Deceased Animal Pickup	142	18%
Stray Animal	92	12%
Suspected Cruelty / Neglect	119	15%
Loose aggressive animal (<i>Animals actively charging, attacking, or chasing people or animals</i>)	66	8%
Bite Investigation	70	9%
Loose nuisance animal	23	3%
Injured Animal	42	5%
Abandoned Animal	24	3%
Animal Placed in Protective Custody	28	4%
Other	194	24%
Total	800	100%

Pet Licensing

MCAS issued 3,059 total new or renewed licenses in July. An amnesty period ended in July for pet licensing requirements due to COVID-19 related hardships, and physical distancing requirements.

Type	Cats	Dogs	Total
Licenses Issued	1,030	2,029	3,059