



Summary

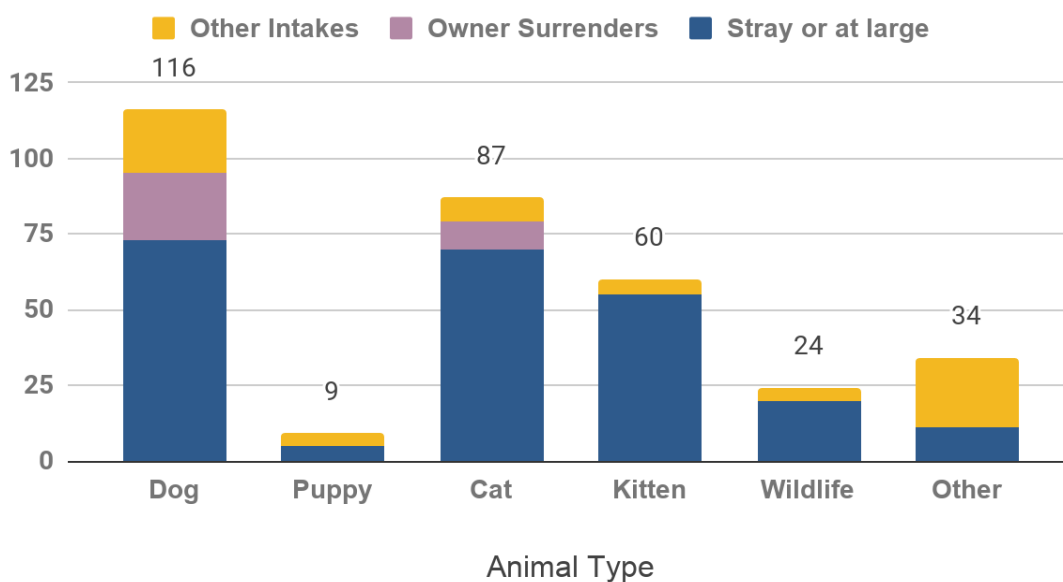
During April 2021, all but essential services offered to the public remained suspended due to the COVID-19 pandemic. Modifications are reflected in reporting metrics including adoption outcomes, volunteer hours, total spay & neuter surgeries performed, and licensing.

Animal Intake

MCAS continued to accept stray pets from members of the public, and officers also picked up stray or lost animals. Owner surrendered animals were accepted on a case by case basis, depending on urgent circumstances. Other intakes most commonly represent animals placed into protective custody by Animal Services officers.

Intake Type	Dog	Puppy	Cat	Kitten	Wildlife	Other	Total
Stray or at large	73	5	70	55	20	11	234
Owner Surrenders	22	0	9	0	0	0	31
Other Intakes	21	4	8	5	4	23	65
Total Live Intake	116	9	87	60	24	34	330

Animal Intake by Type and Circumstance





Veterinary Care Provided

Animal Health and Animal Care staff provided a wide range of veterinary services to animals in care.

To keep animals healthy, Animal Health staff, and partner veterinarians in the community administered 998 vaccinations, including rabies, [DA2PP](#) and Bordetella for dogs and puppies, and [FVRCP](#) for cats and kittens.



They provided 1,100 health exams and consultations, including routine exams, wound checks, pre-surgery checkups, behavior assessments, and reviewing test results or diagnoses with foster volunteers.



Veterinary Service	Cats	Kittens	Dogs	Puppies	Other	Total
Health Exams & Consults	385	190	391	54	80	1,100
Spay & Neuter Surgeries	23	16	16	2	4	61
Medications Administered	33	13	17	6	1	70
Tests & Diagnostics	12	2	9	6	3	32
Vaccinations	362	49	566	21	0	998
Other Vet Treatments	194	301	263	49	40	847
Total Services	1,009	571	1,262	138	128	3,108

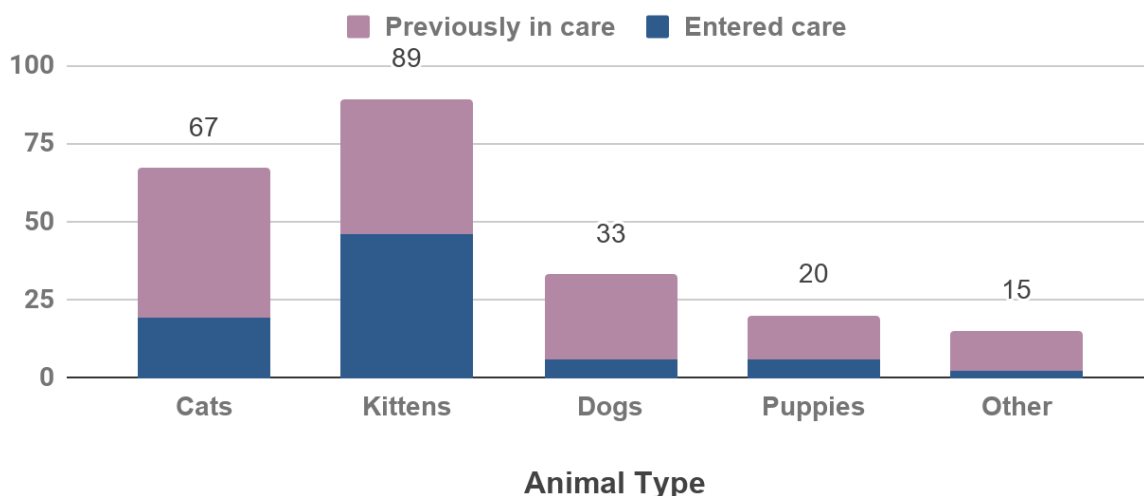


Fostered Animals

In April 2021, seventy-nine (79) animals entered foster care, joining the existing one-hundred-and-forty-five (145) animals already in care at the beginning of the month. The majority of animals in foster care were kittens and adult cats. MCAS foster volunteers cared for a total of two-hundred-and-twenty-four (224) foster animals. Many of these animals left foster care for other outcomes over the course of the month, so the total number does not represent the maximum number of animals in care at one time.

Animal type	Entered care	Previously in care	Total in foster care
Cats	19	48	67
Kittens	46	43	89
Dogs	6	27	33
Puppies	6	14	20
Other	2	13	15
Total	79	145	224

Animals in Foster Care





Animal Outcomes

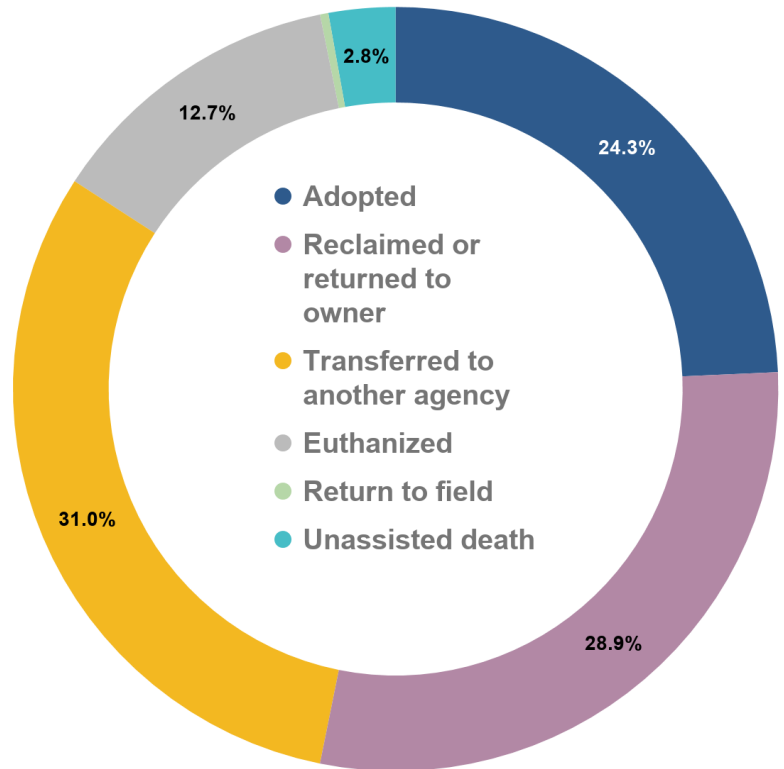
In April 2021, sixty-nine animals (24.3%) were adopted. At the end of September 2020, MCAS launched a virtual adoptions process allowing for online animal selection, application submissions, and remote adoption interviews. A low-contact process was also developed for animal pickup. Adoptions were also performed from community adoption partners, and foster homes.

Eighty-two animals (28.9%) were reclaimed by their owners. The majority of animals represented in these outcomes were dogs.

Eighty-eight animals (31%) were transferred to another agency, including Oregon Humane Society, and Cat Adoption Team.

Thirty-six animals (12.7%) were humanely euthanized, including cases of injured wildlife, injured or severely sick cats, and other domestic animals at the recommendation of a veterinarian, or for behavioral issues which would make an animal unsafe to place back into the community. Since the beginning of the COVID-19 pandemic in March 2020, [cat intake is officially limited to cases where the cat is sick or injured, or in immediate danger due to cruelty, neglect, and similar circumstances](#). There is decreased intake volume for cats, and an increased percentage of veterinary-recommended euthanasia for adult cats due to these intake conditions.

One cat (0.4%) was returned to the field in April. Eight animals (2.8%) had an unassisted death while in care.

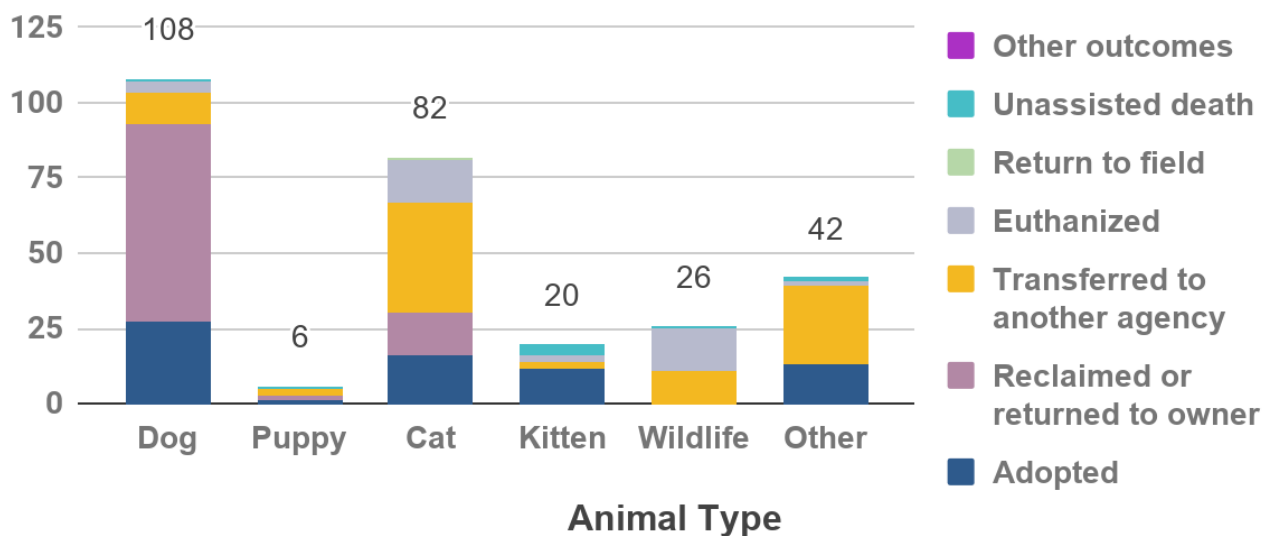




Animal Outcomes (continued)

Outcome Type	Dog	Puppy	Cat	Kitten	Wildlife	Other	Total
Adopted	27	1	16	12	0	13	69
Reclaimed/returned to owner	66	2	14	0	0	0	82
Transferred to another agency	10	2	37	2	11	26	88
Euthanized	4	0	14	2	14	2	36
Return to field	0	0	1	0	0	0	1
Unassisted death	1	1	0	4	1	1	8
Other outcomes	0	0	0	0	0	0	0
Total	108	6	82	20	26	42	284

Animal Outcomes by Type and Circumstance





Volunteers

With in-shelter volunteer activities suspended due to COVID-19, all volunteer hours in April were recorded by foster volunteers.

Volunteer Role	Hours
Foster: Cats and Kittens	4,755
Foster: Dogs and Puppies	3,138
Foster: Other	540
Transport	13
Total	8,446

**The total hourly contribution for all foster volunteers is estimated to be three (3) hours per day, per foster home. Setting an hourly rate for all foster homes regardless of number or type of animals is considered an industry standard by the Humane Society of the United States (HSUS), and has been in practice at MCAS for many years.*

Online Resources

Page Category	Page Views
Adoptable Pets	40,163
Lost & Found Pets	32,409
Home Page Visits	24,094
Licensing Resources	17,604
News & Updates	2,637
Low-Cost Services	2,836
Kitten Resources	3,768
Field Services	4,213
Volunteering	1,027
Other Pages	15,354
Total	144,105

Many services provided by MCAS are accessible online, at multcopets.org. Here, members of the public can search for adoptable companions, pet owners can search for lost pets, try to find the owners of found pets, license their animals, and learn about other resources available to them, such as information about caring for kittens, low cost services, emergency response and other field services, volunteer opportunities, and regional news.



Field Services

Field Services officers responded to 617 urgent needs of community members and their pets, investigated cases of potential cruelty or neglect, and picked up stray, injured, potentially dangerous, or deceased animals.

Dispatch Category	Count	Percentage
Deceased Animal Pickup	127	21%
Stray Animal	62	10%
Suspected Cruelty / Neglect	92	15%
Loose aggressive animal (<i>Animals actively charging, attacking, or chasing people or animals</i>)	83	13%
Bite Investigation	81	13%
Loose nuisance animal	16	3%
Injured Animal	46	7%
Abandoned Animal	24	4%
Animal Placed in Protective Custody	22	4%
Other	64	10%
Total	617	100%

Pet Licensing

While there is an ongoing amnesty period for pet licensing requirements due to COVID-19 related hardships, and physical distancing requirements, MCAS issued 3,011 total licenses in April.

	Cats	Dogs	Total
Licenses Issued	1,054	1,957	3,011