



Summary

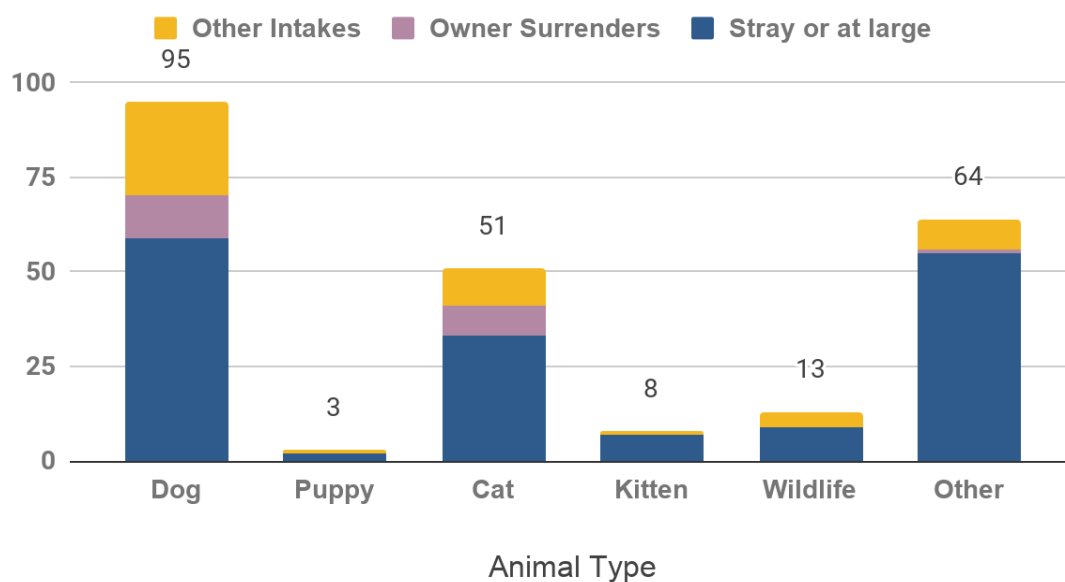
During February 2021, all but essential services offered to the public remained suspended due to the COVID-19 pandemic. Modifications are reflected in reporting metrics including adoption outcomes, volunteer hours, total spay & neuter surgeries performed, and licensing.

Animal Intake

MCAS continued to accept stray pets from members of the public, and officers also picked up stray or lost animals. Owner surrendered animals were accepted on a case by case basis, depending on urgent circumstances. Other intakes most commonly represent animals placed into protective custody by Animal Services officers.

Intake Type	Dog	Puppy	Cat	Kitten	Wildlife	Other	Total
Stray or at large	59	2	33	7	9	55	165
Owner Surrenders	11	0	8	0	0	1	20
Other Intakes	25	1	10	1	4	8	49
Total Live Intake	95	3	51	8	13	64	234

Animal Intake by Type and Circumstance





Veterinary Care Provided

Animal Health and Animal Care staff provided a wide range of veterinary services to animals in care.

To keep animals healthy, Animal Health staff, and partner veterinarians in the community administered 810 vaccinations, including rabies, [DA2PP](#) and Bordetella for dogs and puppies, and [FVRCP](#) for cats and kittens.



They provided 804 health exams and consultations, including routine exams, wound checks, pre-surgery checkups, behavior assessments, and reviewing test results or diagnoses with foster volunteers.



Veterinary Service	Cats	Kittens	Dogs	Puppies	Other	Total
Health Exams & Consults	278	87	294	45	100	804
Spay & Neuter Surgeries	23	7	48	4	3	85
Medications Administered	19	6	482	7	0	514
Tests & Diagnostics	17	3	5	1	1	27
Vaccinations	294	36	446	34	0	810
Other Vet Treatments	177	90	225	44	26	562
Total Services	808	229	1,500	135	130	2,802

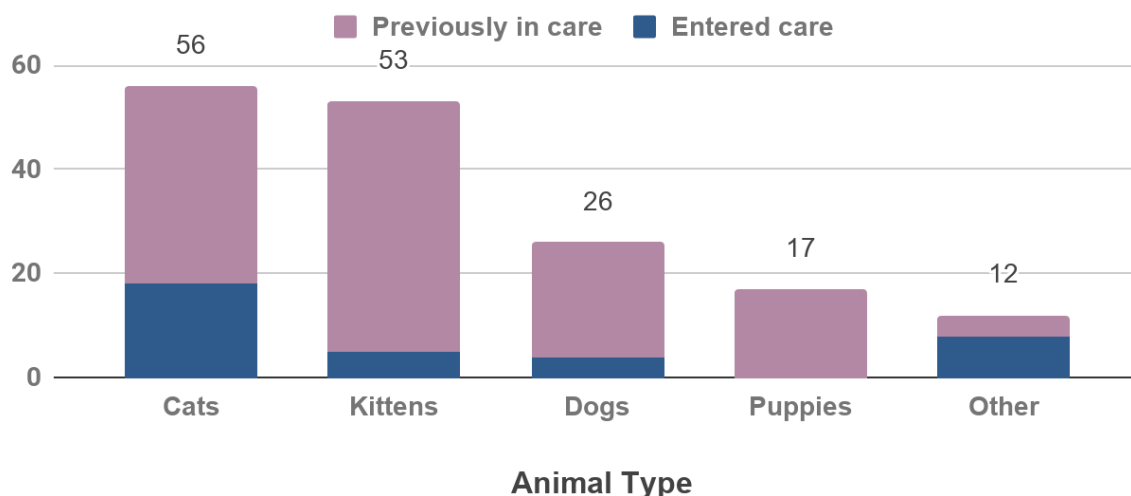


Fostered Animals

In February 2021, thirty-five (35) animals entered foster care, joining the existing one-hundred-and-twenty-nine (129) animals already in care at the beginning of the month. The majority of animals in foster care were adult cats and kittens. MCAS foster volunteers cared for a total of one-hundred-and-sixty-four (164) foster animals. Many of these animals left foster care for other outcomes over the course of the month, so the total number does not represent the maximum number of animals in care at one time.

Animal type	Entered care	Previously in care	Total in foster care
Cats	18	38	56
Kittens	5	48	53
Dogs	4	22	26
Puppies	0	17	17
Other	8	4	12
Total	35	129	164

Animals in Foster Care





Animal Outcomes

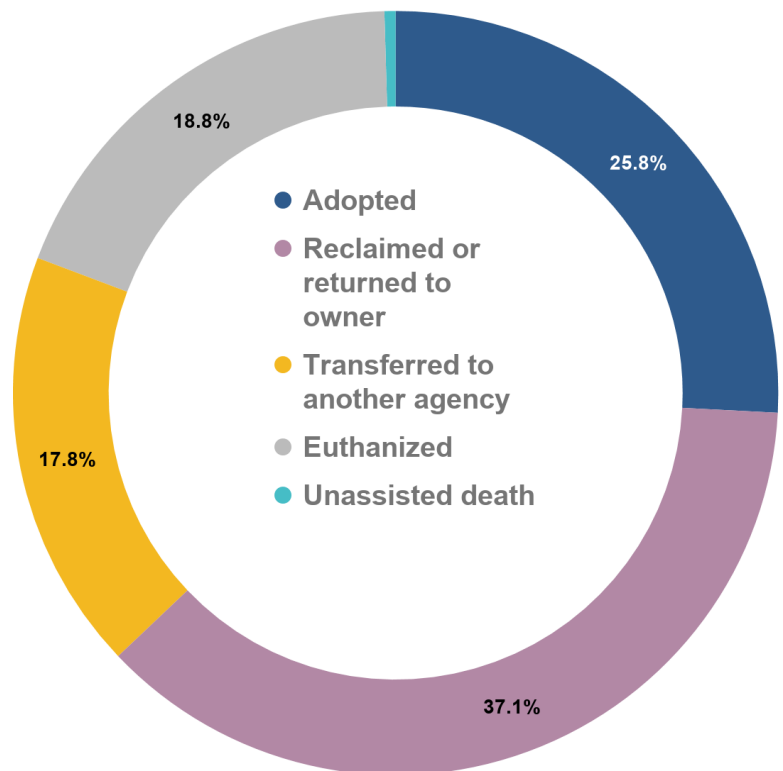
In February 2021, fifty-five animals (25.8%) were adopted. At the end of September 2020, MCAS launched a virtual adoptions process allowing for online animal selection, application submissions, and remote adoption interviews. A low-contact process was also developed for animal pickup. Adoptions were also performed from community adoption partners, and foster homes.

Seventy-nine animals (37.1%) were reclaimed by their owners. The majority of animals represented in these outcomes were dogs.

Thirty-eight (17.8%) were transferred to another agency, including Oregon Humane Society, and Cat Adoption Team.

Forty animals (18.8%) were humanely euthanized, including cases of injured wildlife, injured or severely sick cats, and other domestic animals at the recommendation of a veterinarian, or for behavioral issues which would make an animal unsafe to place back into the community. Since the beginning of the COVID-19 pandemic in March 2020, [cat intake is officially limited to cases where the cat is sick or injured, or in immediate danger due to cruelty, neglect, and similar circumstances](#). There is decreased intake volume for cats, and an increased percentage of veterinary-recommended euthanasia for adult cats due to these intake conditions.

No animals in care were returned to the field in February. One wildlife case (0.5%) had an unassisted death while in care.

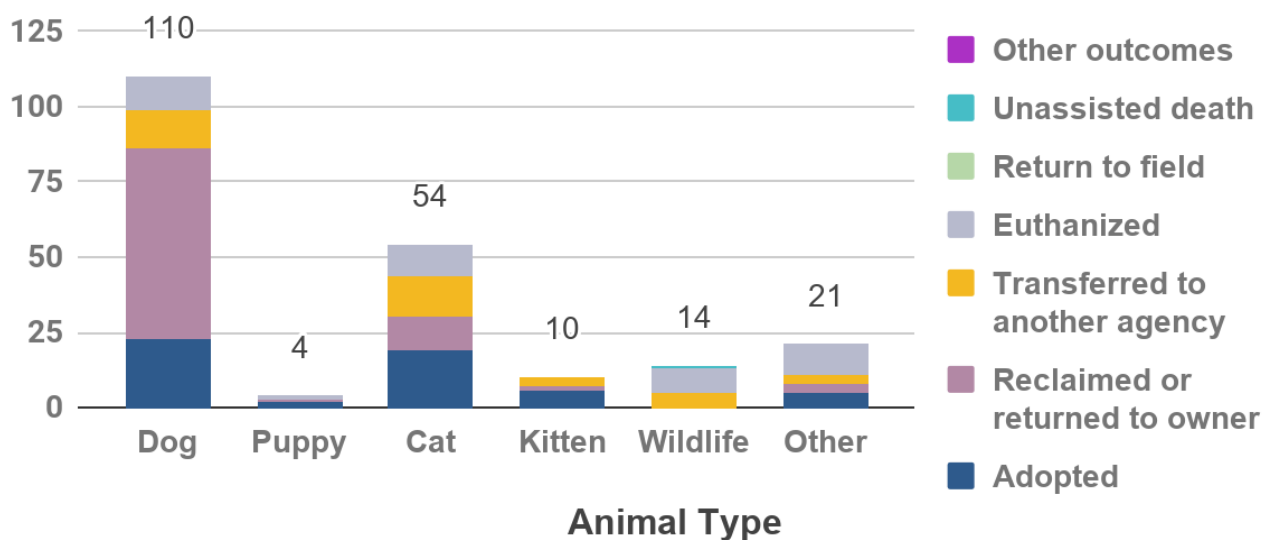




Animal Outcomes (continued)

Outcome Type	Dog	Puppy	Cat	Kitten	Wildlife	Other	Total
Adopted	23	2	19	6	0	5	55
Reclaimed/returned to owner	63	1	11	1	0	3	79
Transferred to another agency	13	0	14	3	5	3	38
Euthanized	11	1	10	0	8	10	40
Return to field	0	0	0	0	0	0	0
Unassisted death	0	0	0	0	1	0	1
Other outcomes	0	0	0	0	0	0	0
Total	110	4	54	10	14	21	213

Animal Outcomes by Type and Circumstance





Volunteers

With in-shelter volunteer activities suspended due to COVID-19, all volunteer hours in February were recorded by foster and transport volunteers.

Volunteer Role	Hours
Foster: Cats and Kittens	3,744
Foster: Dogs and Puppies	3,216
Foster: Other	336
Transport	13
Total	7,309

**The total hourly contribution for all foster volunteers is estimated to be three (3) hours per day, per foster home. Setting an hourly rate for all foster homes regardless of number or type of animals is considered an industry standard by the Humane Society of the United States (HSUS), and has been in practice at MCAS for many years.*

Online Resources

Page Category	Page Views
Adoptable Pets	48,456
Lost & Found Pets	28,549
Home Page Visits	26,695
Licensing Resources	15,934
News & Updates	2,196
Low-Cost Services	3,054
Kitten Resources	549
Field Services	2,641
Volunteering	1,295
Other Pages	13,071
Total	142,440

Many services provided by MCAS are accessible online, at multcopets.org. Here, pet owners can search for lost pets, try to find the owners of found pets, search for adoptable companions, license their animals, and learn about other resources available to them, such as information about caring for kittens, low cost services, emergency response and other field services, volunteer opportunities, and regional news.



Field Services

Field Services officers responded to 444 urgent needs of community members and their pets, investigated cases of potential cruelty or neglect, and picked up stray, injured, potentially dangerous, or deceased animals.

Dispatch Category	Count	Percentage
Deceased Animal Pickup	70	16%
Stray Animal	53	12%
Suspected Cruelty / Neglect	101	23%
Loose aggressive animal <i>(Animals actively charging, attacking, or chasing people or animals)</i>	51	11%
Bite Investigation	48	11%
Loose nuisance animal	20	5%
Injured Animal	25	6%
Abandoned Animal	17	4%
Animal Placed in Protective Custody	24	5%
Other	35	8%
Total	444	100%

Pet Licensing

While there is an ongoing amnesty period for pet licensing requirements due to COVID-19 related hardships, and physical distancing requirements, MCAS issued 3,429 total licenses in February.

License Type	Cats	Dogs	Total
New Licenses	1,118	2,076	3,194
Renewed Licenses	49	186	235
Total	1,167	2,262	3,429