



## Summary

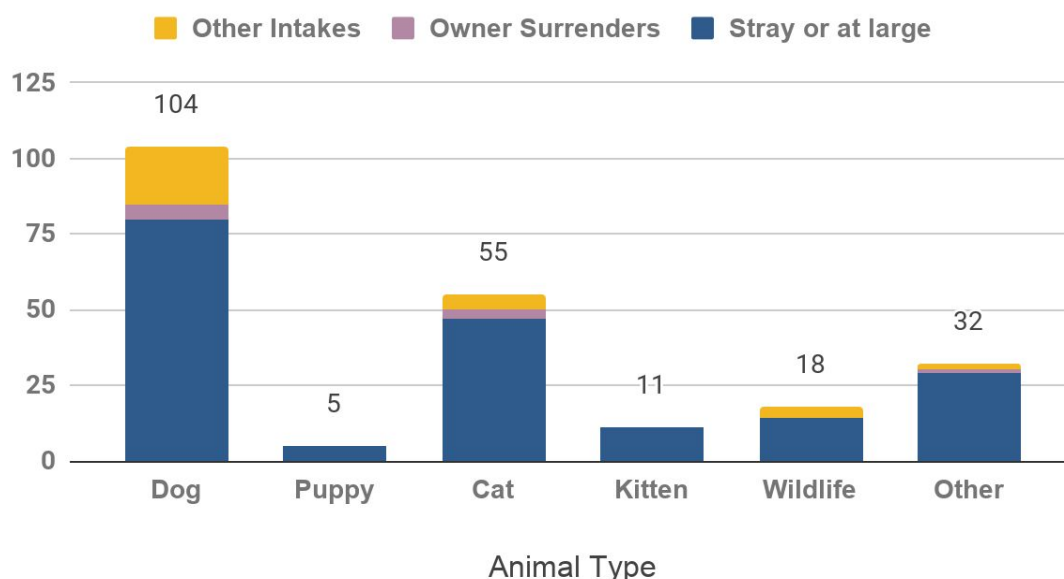
During December 2020, all but essential services offered to the public remained suspended due to the COVID-19 pandemic. Modifications are reflected in reporting metrics including adoption outcomes, volunteer hours, total spay & neuter surgeries performed, and licensing.

## Animal Intake

MCAS continued to accept stray pets from members of the public, and officers also picked up stray or lost animals. Owner surrendered animals were accepted on a case by case basis, depending on urgent circumstances. Other intakes most commonly represent animals placed into protective custody by Animal Services officers.

Intake Type	Dog	Puppy	Cat	Kitten	Wildlife	Other	Total
Stray or at large	80	5	47	11	14	29	<b>186</b>
Owner Surrenders	5	0	3	0	0	1	<b>9</b>
Other Intakes	19	0	5	0	4	2	<b>30</b>
<b>Total Live Intake</b>	<b>104</b>	<b>5</b>	<b>55</b>	<b>11</b>	<b>18</b>	<b>32</b>	<b>225</b>

Animal Intake by Type and Circumstance





## Veterinary Care Provided

Animal Health and Animal Care staff provided a wide range of veterinary services to animals in care.

To keep animals healthy, staff administered 774 vaccinations, including rabies, [DA2PP](#) and Bordetella for dogs and puppies, and [FVRCP](#) for cats and kittens.



They provided 809 health exams and consultations, including routine exams, wound checks, pre-surgery checkups, behavior assessments, and reviewing test results or diagnoses with foster volunteers.



<b>Veterinary Service</b>	<b>Cats</b>	<b>Kittens</b>	<b>Dogs</b>	<b>Puppies</b>	<b>Other</b>	<b>Total</b>
Health Exams & Consults	230	235	201	36	107	809
Spay & Neuter Surgeries	6	13	20	3	14	56
Medications Administered	35	50	23	1	13	122
Tests & Diagnostics	14	10	12	3	1	40
Vaccinations	258	84	416	16	0	774
Other Vet Treatments	268	246	270	36	80	900
<b>Total Services</b>	<b>811</b>	<b>638</b>	<b>942</b>	<b>95</b>	<b>215</b>	<b>2,701</b>

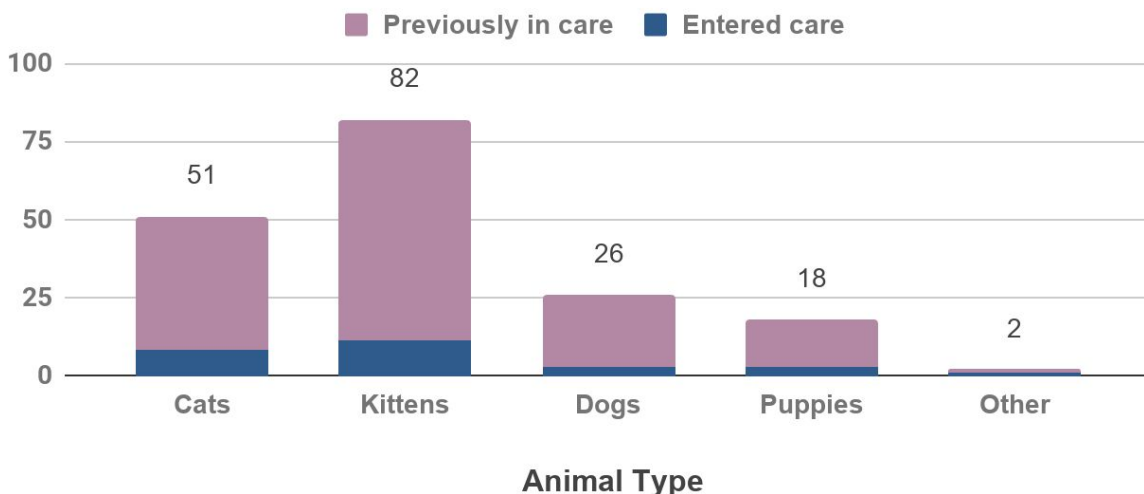


## Fostered Animals

In December 2020, twenty-six (26) animals entered foster care, joining the existing one-hundred-and-fifty-three (153) animals already in care at the beginning of the month. The majority of animals in foster care were kittens, and adult cats. MCAS foster volunteers cared for a total of one-hundred-and-seventy-nine (179) foster animals. Many of these animals left foster care for other outcomes over the course of the month, so the total number does not represent the maximum number of animals in care at one time.

Animal type	Entered care	Previously in care	Total in foster care
Cats	8	43	51
Kittens	11	71	82
Dogs	3	23	26
Puppies	3	15	18
Other	1	1	2
<b>Total</b>	<b>26</b>	<b>153</b>	<b>179</b>

**Animals in Foster Care**





## Animal Outcomes

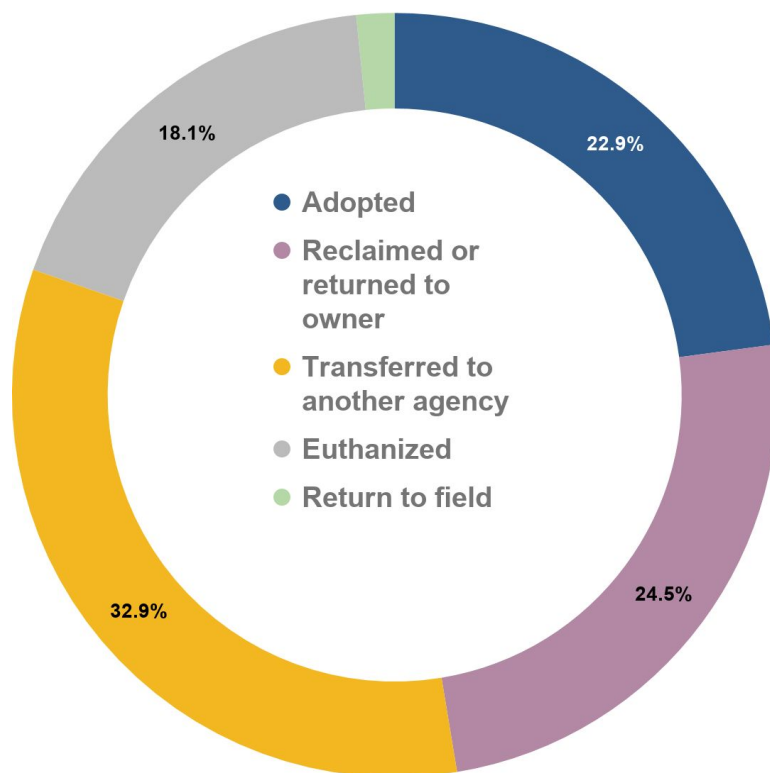
In December 2020, fifty-seven animals (22.9%) were adopted. At the end of September, MCAS launched a virtual adoptions process allowing for online animal selection, application submissions, and remote adoption interviews. A low-contact process was also developed for animal pickup. Adoptions were also performed from community adoption partners, and foster homes.

Sixty-one animals (24.5%) were reclaimed by their owners. The majority of animals represented in these outcomes were dogs.

Eighty-two animals (32.9%) were transferred to another agency, including Oregon Humane Society and Cat Adoption Team.

Forty-five animals (18.1%) were humanely euthanized, including cases of injured wildlife, injured or severely sick cats, and other domestic animals at the recommendation of a veterinarian, or for behavioral issues which would make an animal unsafe to place back into the community.

Four cats (1.6%) were returned to field at the location where they were found.

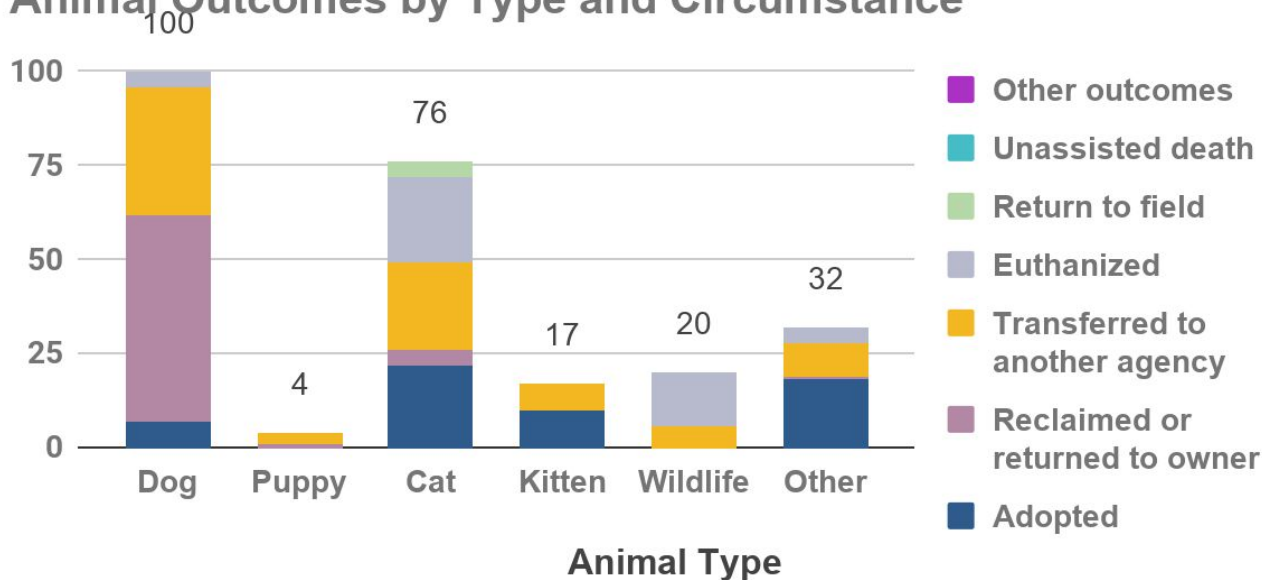




## Animal Outcomes (continued)

Outcome Type	Dog	Puppy	Cat	Kitten	Wildlife	Other	Total
Adopted	7	0	22	10	0	18	57
Reclaimed/returned to owner	55	1	4	0	0	1	61
Transferred to another agency	34	3	23	7	6	9	82
Euthanized	4	0	23	0	14	4	45
Return to field	0	0	4	0	0	0	4
Unassisted death	0	0	0	0	0	0	0
Other outcomes	0	0	0	0	0	0	0
<b>Total</b>	<b>100</b>	<b>4</b>	<b>76</b>	<b>17</b>	<b>20</b>	<b>32</b>	<b>249</b>

Animal Outcomes by Type and Circumstance





## Volunteers

With in-shelter volunteer activities suspended due to COVID-19, all volunteer hours in December were recorded by foster and transport volunteers.

Volunteer Role	Hours
Foster: Cats and Kittens	4,902
Foster: Dogs and Puppies	3,225
Foster: Other	0
Transport	8
<b>Total</b>	<b>8,135</b>

*\*The total hourly contribution for all foster volunteers is estimated to be three (3) hours per day, per foster home. Setting an hourly rate for all foster homes regardless of number or type of animals is considered an industry standard by the Humane Society of the United States (HSUS), and has been in practice at MCAS for many years.*

## Online Resources

Page Category	Page Views
Adoptable Pets	45,846
Lost & Found Pets	32,518
Home Page Visits	32,191
Licensing Resources	18,901
News & Updates	3,576
Low-Cost Services	3,879
Kitten Resources	1,324
Field Services	2,590
Volunteering	1,295
Other Pages	15,126
<b>Total</b>	<b>157,246</b>

Many services provided by MCAS are accessible online, at multcopets.org. Here, pet owners can search for lost pets, try to find the owners of found pets, search for adoptable companions, license their animals, and learn about other resources available to them, such as information about caring for kittens, low cost services, emergency response and other field services, volunteer opportunities, and regional news. **At the beginning of December 2020, MCAS launched a newly redesigned website.** While many web pages are similar or the same, there were some changes to traffic from past months.



## Field Services

In December, Field Services officers responded to 474 urgent needs of community members and their pets, investigated cases of potential cruelty or neglect, and picked up stray or deceased animals.

Dispatch Category	Count	Percentage
Deceased Animal Pickup	90	19%
Stray Animal	70	15%
Suspected Cruelty / Neglect	92	19%
Loose aggressive animal ( <i>Animals actively charging, attacking, or chasing people or animals</i> )	49	10%
Bite Investigation	49	10%
Loose nuisance animal	11	2%
Injured Animal	32	7%
Abandoned Animal	14	3%
Animal Placed in Protective Custody	13	3%
Other	54	11%
<b>Total</b>	<b>474</b>	<b>100%</b>

## Pet Licensing

While there is an ongoing amnesty period for pet licensing requirements due to COVID-19 related hardships, and physical distancing requirements, MCAS issued 1,824 total licenses in December.

License Type	Cats	Dogs	Total
New Licenses	619	1110	1729
Renewed Licenses	27	68	95
<b>Total</b>	<b>646</b>	<b>1178</b>	<b>1824</b>